

JMIS Monthly Data Report.

Calendar Year 2020 and May 2020

The Illinois Juvenile Justice Commission (IJJC) is an advisory group responsible for administering federal juvenile justice grants, ensuring compliance with the Juvenile Justice and Delinquency Prevention Act, and advising the Governor and General Assembly on matters of juvenile justice. More information about IJJC is available at <http://ijjc.illinois.gov>.

The Center for Prevention Research and Development (CPRD) within the School of Social Work at the University of Illinois, Urbana-Champaign, created this report. CPRD seeks to support public policy in three ways: improving state and community capacity for prevention; improving prevention and educational practices through research and evaluation; and improving policies and decision making. More information about CPRD is available at <http://www.cprd.illinois.edu>



ILLINOIS

JUVENILE JUSTICE COMMISSION

I ILLINOIS

CPRD | Center for Prevention
Research & Development
SCHOOL OF SOCIAL WORK

Introduction to JMIS Monthly Data Report

This report provides a summary of juvenile detention admissions for May 2020, comparison data between May 2019 and May 2020, Length of Stay for calendar year 2020, Admissions by Age for calendar year 2020 and summaries on Presenting Offense. This brief report is divided into three sections covering Juvenile Detention Centers, Authorizing Counties and Presenting Offenses.

Data Source

Juvenile detention data is derived from the Juvenile Monitoring Information System (JMIS). JMIS is a web-based data platform which gathers and disseminates data on the detention of youth in all juvenile detention facilities in Illinois. JMIS is a collaborative data system funded by the Illinois Juvenile Justice Commission with support from the Illinois Department of Human Services. JMIS is maintained by the Center for Prevention Research and Development, in the School of Social Work at the University of Illinois, Urbana-Champaign.

The Administrative Office of the Illinois Courts requires counties to report data on every admission of a youth to detention. Each detention center utilizes its own data collection system to process, track and monitor youth in their facility. Each detention center is responsible for getting their data into the JMIS system, either by uploading or hand entry, to populate JMIS with de-identified data for state and local analysis and planning. It is the responsibility of the detention centers to ensure that their data are accurate and complete in JMIS.

JMIS is a dynamic database constantly updated by the 16 juvenile detention centers in Illinois. Therefore, the data submission frequency of any given detention center may affect the data contained within this report. The data for this report was pulled from the JMIS database on June 18th, 2020. When detention centers experience technical difficulties with either uploading or manually entering data into JMIS, a notation has been added to the resulting summaries that have been affected.

Illinois Juvenile Detention Center Summary

Detention Center by Average Daily Population

This summary provides a summary of Average Daily Population (ADP) and Admissions for April/May of 2020 and a comparison of ADP for May for 2020 and 2019 by juvenile detention center.

Table 1
Detention Center Average Daily Population (ADP) and Admissions for May/April 2020 and May 2019

Detention Center	April 2020 ADP	May 2020 ADP	May 2019 ADP	April 2020 Admissions	May 2020 Admissions	May 2019 Admissions
Adams County Youth Home	7.6	6.5	11.3	0	2	21
Champaign County Youth Home	13.9	18.8	13.9	13	4	30
Cook County Juvenile Detention Center	167.1	191.8	186.9	99	131	231
Franklin County Juvenile Detention	19.1	20.7	18.6	17	12	38
Kane County Detention Center	30.0	31.7	37.2	11	18	84
Knox County Mary Davis Detention	22.0	24.0	25.2	12	8	40
Lake County Detention Center	11.8	16.3	23.6	14	8	32
LaSalle County Detention Center	0.8	1.5	10.7	1	2	13
Madison County Detention Center	21.3	25.0	26.5	7	7	32
McLean County Juvenile Detention Center	6.3	9.3	11.9	7	7	18
Peoria County Detention Center	24.1	24.4	35.2	24	29	64
Sangamon County Detention Center	9.7	13.5	14.6	14	21	26

St. Clair County Detention Center	21.9	18.4	14.8	20	11	31
Vermilion Juvenile Detention Center	18.6	21.6	21.9	12	10	22
Will County Juvenile Detention Center	22.9	19.2	26.8	11	16	44
Winnebago County Detention Center	15.2	30.0	42.5	31	29	61
State of Illinois Total	412.2	472.8	521.7	293	315	787

Detention Center Admissions by Age

This summary provides a breakdown of juvenile detention admissions by age for the calendar year 2020 (January 1st, 2020 through June 18th, 2020) by juvenile detention center.

Table 2

2020 Detention Center Admissions by Age by Calendar Year 2020 (January 1, 2020 through June 18th, 2020)

Detention Center	Age 10	Age 11	Age 12	Age 13	Age 14	Age 15	Age 16	Age 17	Age >17	Total Admissions
Adams County Youth Home				4	5	6	8	17		40
Champaign County Youth Home			1	5	17	20	27	30	2	102
Cook County Juvenile Detention Center			3	34	82	147	224	313	18	821
Franklin County Juvenile Detention		1	1	8	19	12	38	45	3	127
Kane County Detention Center		1	2	7	16	29	72	66	22	215
Knox County Mary Davis Detention			3	1	4	23	36	31	3	101
Lake County Detention Center				5	8	28	15	30	5	91
LaSalle County Detention Center			1		3	13	3	4		24
Madison County Detention Center		1	1	4	19	20	26	30	4	105
McLean County Juvenile Detention Center				1	4	9	26	19	8	67
Peoria County Detention Center			6	20	37	50	65	60	10	248
Sangamon County Detention Center		2	2	3	12	26	27	28	4	104
St. Clair County Detention Center			3	7	17	38	33	30	1	129
Vermilion Juvenile Detention Center			3	7	15	16	17	20	4	82
Will County Juvenile Detention Center				3	17	27	36	48		131
Winnebago County Detention Center			2	10	12	27	50	45	30	176

Detention Center by Length of Stay

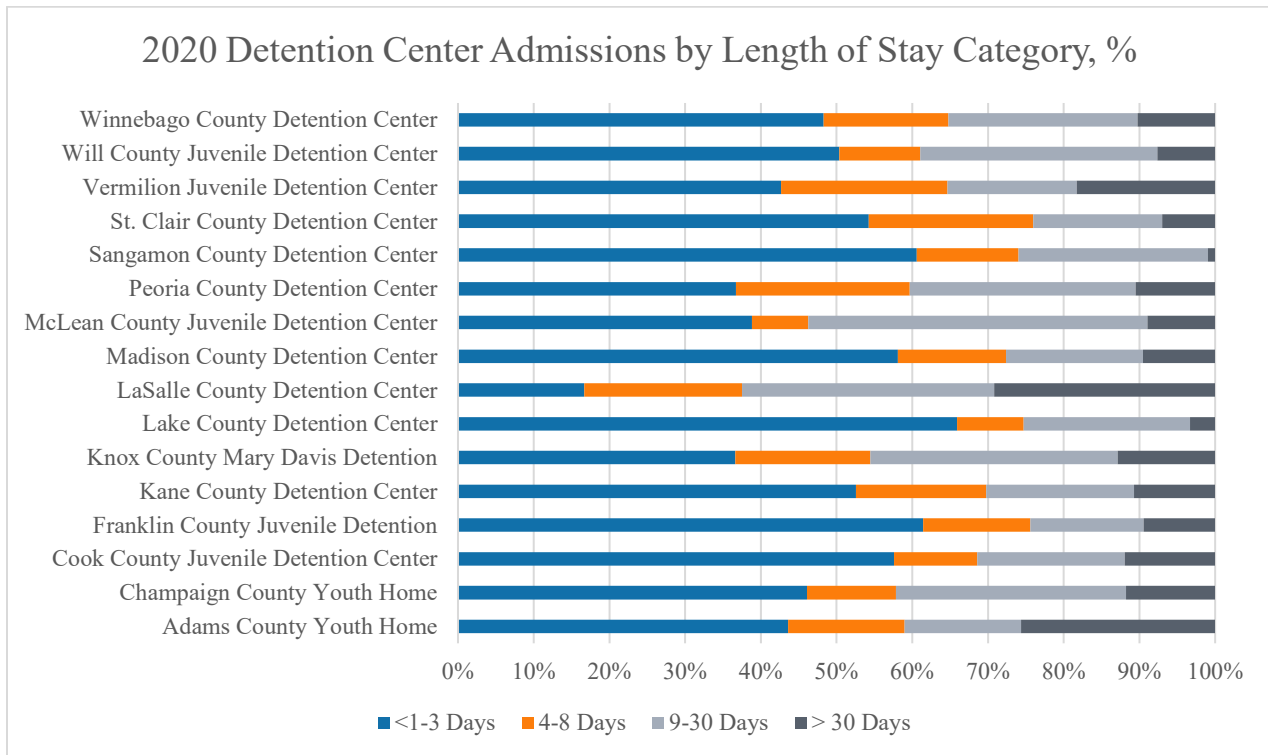
This summary provides an analysis of a youth's Length of Stay (LOS) for calendar year 2020 (January 1st, 2020 through June 18th, 2020) by Detention Center. This is the complete time the youth is house in a detention facility from admission. LOS is calculated based upon the admission and release dates and times for each admission. It is possible that the admission date occurred in calendar year 2019, prior to this reporting period and the release date occurred in this reporting period.

Table 3

2020 Detention Center Length of Stay Category by Days (January 1, 2020 through June 18th, 2020)

Detention Center	<1-3 Days	4-8 Days	9-30 Days	> 30 Days	Total Admissions
Adams County Youth Home	17	6	6	10	39
Champaign County Youth Home	47	12	31	12	102
Cook County Juvenile Detention Center	473	90	160	98	821
Franklin County Juvenile Detention	78	18	19	12	127
Kane County Detention Center	113	37	42	23	215
Knox County Mary Davis Detention	37	18	33	13	101
Lake County Detention Center	60	8	20	3	91
LaSalle County Detention Center	4	5	8	7	24
Madison County Detention Center	61	15	19	10	105

McLean County Juvenile Detention Center	26	5	30	6	67
Peoria County Detention Center	91	57	74	26	248
Sangamon County Detention Center	63	14	26	1	104
St. Clair County Detention Center	70	28	22	9	129
Vermilion Juvenile Detention Center	35	18	14	15	82
Will County Juvenile Detention Center	66	14	41	10	131
Winnebago County Detention Center	85	29	44	18	176

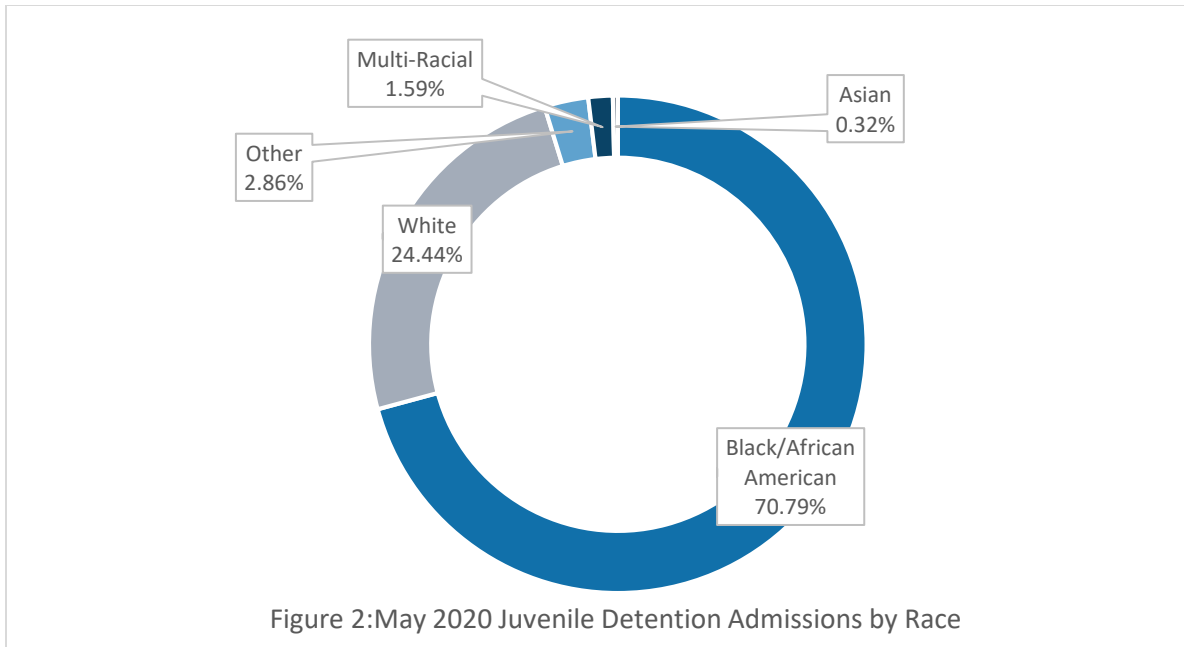


Admissions by Race

The following table and figure summarize May 2020 Admissions by Race.

Table 4
May 2020 Admissions by Race

Race	Admissions
Black/African American	223
White	77
Other	9
Multi-Racial	5
Asian	1
Total	315



Illinois Authorizing County Detention Summary

This section of the report summarizes detention admissions by Authorizing County. Authoring County represents the county which authorizes the youth to be admitted and held in a juvenile detention facility. Illinois has a total of 102 Authoring Counties. For the purposes of this report, only the 25 Authoring Counties with the highest number of admissions for calendar year 2020 (January 1st, 2020 through June 18th, 2020) are contained within this report.

Authorizing County by Average Daily Population

The following table summarizes the top 25 Authorizing Counties by ADP and Admissions for March/April of 2020 and March/April of 2019.

Table 5
Top 25 Authorizing County Average Daily Population and Admissions

Authorizing County	April 2020 ADP	May 2020 ADP	May 2019 ADP	April 2020 Admissions	May 2020 Admissions	May 2019 Admissions
Cook County	167.1	191.8	186.9	99	131	232
Peoria County	19.0	18.9	24.3	19	26	54
Winnebago County	15.2	29.9	41.4	31	28	59
St. Clair County	21.9	18.4	13.3	20	11	27
Sangamon County	9.7	13.5	14.6	14	21	26
Champaign County	13.9	18.8	13.9	13	3	30
Will County	20.9	16.9	20.3	11	12	24
Lake County	11.8	16.3	23.6	14	8	32
DuPage County	11.4	9.8	9.8	2	2	29
Madison County	16.3	20.0	17.7	7	7	19
Kane County	15.1	15.7	10.8	4	7	23
Vermilion County	16.0	18.6	18.0	11	8	13
Rock Island County	9.0	14.8	11.4	8	5	11
Tazewell County	2.1	2.7	5.3	4	5	8
Kankakee County	2.0	2.4	6.3	0	4	18
Adams County	7.6	6.0	8.1	0	0	11

McLean County	2.9	4.9	7.6	4	3	14
McHenry County	0.0	1.5	5.5	1	3	8
LaSalle County	0.8	1.5	10.4	1	2	12
Kendall County	1.1	1.8	5.1	2	2	14
Perry County	0.1	0.6		1	0	0
Marion County	5.2	3.3	4.9	4	2	9
Knox County	3.2	1.8	1.6	1	2	10
Macon County	4.6	3.2	5.4	1	0	2
Jefferson County	1.1	1.3	4.5	1	2	7

Authorizing County by Admissions by Age

This table provides a summary of the top 25 Authorizing Counties admissions by age for calendar year 2020 (January 1st, 2020 through June 18th, 2020).

Table 6
Top 25 Authorizing County Admissions by Age (January 1st, 2020 through June 18th, 2020)

Authorizing County	Age 10	Age 11	Age 12	Age 13	Age 14	Age 15	Age 16	Age 17	Age >17	Total Admissions
Cook County			3	34	82	148	224	313	19	823
Peoria County			5	17	33	43	47	44	10	199
Winnebago County			2	10	11	22	43	43	26	157
St. Clair County			1	7	13	37	28	25	2	113
Sangamon County		2	2	3	12	25	23	28	3	98
Champaign County			1	4	17	18	26	29	1	96
Will County				1	9	23	28	34		95
Lake County				5	8	28	15	30	5	91
DuPage County				1	7	9	23	27	18	85
Madison County		1		2	15	17	19	17	4	75
Kane County				4	2	11	22	22	5	66
Vermilion County			3	7	12	8	12	13	5	60
Rock Island County					2	11	19	18		50
Tazewell County			2	3	2	5	16	13		41
Kankakee County				2	8	5	8	14		37
Adams County					4	4	9	15		32
McLean County					2	3	14	5	3	27
McHenry County				1	3	5	9	4		22
LaSalle County			1		2	13	3	3		22
Kendall County			2	1	3	3	10	2		21
Perry County				1	4	3	4	9		21
Marion County				1		4	6	8		19
Knox County			1		1	5	5	5	2	19
Macon County					3	2	5	8		18
Jefferson County				1	4	1	3	7	1	17

Authorizing County by Length of Stay

The table below provides an analysis of the LOS by Authorizing County for the calendar year 2020 (January 1st, 2020 through June 18th, 2020).

Table 7
 Top 25 Authorizing County by Length of Stay Category, Days (January 1st, 2020 through June 18th, 2020)

Authorizing County	<1-3 Days	4-8 Days	9-30 Days	> 30 Days	Total Admissions
Cook County	474	91	160	98	823
Peoria County	82	44	50	23	199
Winnebago County	76	24	41	16	157
St. Clair County	67	21	16	9	113
Sangamon County	59	13	25	1	98
Champaign County	42	11	31	12	96
Will County	42	9	34	10	95
Lake County	60	8	20	3	91
DuPage County	48	19	12	6	85
Madison County	39	11	17	8	75
Kane County	33	7	15	11	66
Vermilion County	35	5	8	12	60
Rock Island County	14	8	22	6	50
Tazewell County	9	8	21	3	41
Kankakee County	25	5	7		37
Adams County	14	5	4	8	31
McLean County	15		10	2	27
McHenry County	9	5	6	2	22
LaSalle County	4	4	7	7	22
Kendall County	10	3	7	1	21
Perry County	7	9	5		21
Marion County	7	3	6	3	19
Knox County	10	2	4	3	19
Macon County	2	7	7	2	18
Jefferson County	10	4	2	1	17

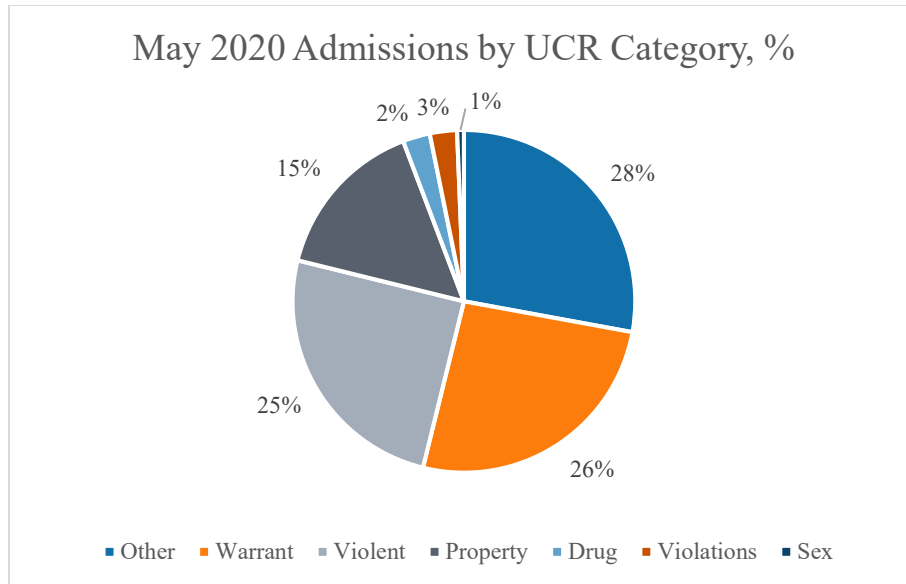
Presenting Offense Summary

Uniform Crime Reporting Categories

The following provides a summary of presenting offense by uniform crime reporting category. This represents all admissions for May 2020.

Table 8
 May 2020 Admissions by UCR Offense Category

UCR Category	Admissions
Contempt	1
Drug	8
Other	87
Property	48
Sex	2
Status Offense	2
Violations	8
Violent	78
Warrant	81
Total	315



Other Category

This sub-section provides a closer review of the UCR Category of Other. The following table provides a summary of Other Category Presenting Offenses with greater than five admissions for May 2020.

Table 8.1
May 2020 Other Category Admissions > 5

Presenting Offense	Admissions
Unlawful Use of a Weapon	64
Unlawful Use or Possession of a Weapon by a Felon	5

Violent Category

This sub-section provides a closer review of the UCR Category of Violent. The following table provides a summary of Violent Category Presenting Offenses with greater than four admissions for May 2020.

Table 8.2
May 2020 Violent Category Admissions >= 5

Presenting Offense	Admissions
Domestic Battery	20
Aggravated Battery	17
Armed Robbery	12
Robbery	7
Aggravated Vehicular Hijacking	7
Murder -- First Degree	5

Presenting Offense

This summary provides a summary of the top ten presenting offenses for May 2020.

Table 9
May 2020 Top Ten Presenting Offenses

Presenting Offense	Admissions
Warrant -- Delinquent	75
Unlawful Use of a Weapon	64

Domestic Battery	20
Aggravated Battery	17
Armed Robbery	12
Probation Violation	8
Residential Burglary -- Forcible Entry	8
Aggravated Vehicular Hijacking	7
Robbery	7
Motor Vehicle Theft	6

Presenting Offense by Authorizing County

This summary provides a review of Authorizing County by Presenting Offense for May 2020.

Authorizing County	Presenting Offense	
Champaign County	Aggravated Battery	1
	Aggravated Discharge of a Firearm	1
	Motor Vehicle Theft	1
	Total	3
Christian County	Warrant -- Delinquent	1
	Total	1
Cook County	Aggravated Assault	1
	Aggravated Battery	2
	Aggravated Criminal Sexual Assault	1
	Aggravated Discharge of a Firearm	1
	Aggravated Robbery	1
	Aggravated Vehicular Hijacking	5
	Armed Robbery	7
	Battery	2
	Burglary	1
	Criminal Damage to Property	2
	Criminal Trespass to Residence	2
	Criminal Trespass to Vehicle	4
	Curfew	1
	Delivery or Possession w/Intent to Deliver	1
	Disorderly Conduct	1
	Domestic Battery	2
	Flee or Attempt to Elude Peace Officer	2
	Murder -- First Degree	3
	Obstructing Justice	1
	Possession of Controlled Substance	2
	Probation Violation	2
	Reckless Conduct	2
	Residential Burglary -- Forcible Entry	1
	Resist, Obstruct, or Disarm a Peace Officer	1
	Retail Theft	1
	Robbery	2
	Stolen Property -- Receiving, Possession	4
	Theft from Building	1
	Theft of Lost or Mislaid Property	2
	Unlawful Use of a Weapon	47
	Unlawful Use or Possession of a Weapon by a Felon	1
	Vehicular Hijacking	2
Warrant -- Delinquent	23	
Total	131	
DeKalb County	Residential Burglary -- Forcible Entry	1

	Total	1
DuPage County	Aggravated Robbery	1
	Warrant -- Delinquent	1
	Total	2
Effingham County	Home Invasion	1
	Total	1
Franklin County	Warrant -- Delinquent	2
	Total	2
Hardin County	Stolen Property -- Receiving, Possession	1
	Total	1
Jefferson County	Home Invasion	1
	Mob Action	1
	Total	2
Kane County	Battery	1
	Domestic Battery	2
	Involuntary Manslaughter -- Non-Vehicle	1
	Unlawful Use of a Weapon	2
	Warrant -- Delinquent	1
	Total	7
Kankakee County	Domestic Battery	2
	Unlawful Use of a Weapon	2
	Total	4
Kendall County	Murder -- First Degree	1
	Warrant -- Delinquent	1
	Total	2
Knox County	Warrant -- Delinquent	2
	Total	2
Lake County	Aggravated Battery	1
	All Other Criminal Offenses	1
	Armed Robbery	1
	Delivery of Cannabis 30 GM and Under	1
	Domestic Battery	1
	Unlawful Use of a Weapon	1
	Warrant -- Delinquent	2
	Total	8
LaSalle County	Out-of-State Warrant	1
	Warrant -- Delinquent	1
	Total	2
Livingston County	Armed Robbery	1
	Total	1
Madison County	Aggravated Battery	1
	Aggravated Vehicular Hijacking	2
	Murder -- First Degree	1
	Residential Burglary -- Forcible Entry	1
	Robbery	1
	Warrant -- Delinquent	1
Total	7	
Marion County	Aggravated Assault	1
	Warrant -- Delinquent	1
	Total	2
McHenry County	Domestic Battery	3
	Total	3
McLean County	Delivery or Possession w/Intent to Deliver	1
	Warrant -- Delinquent	2

	Total	3
Mercer County	Warrant -- Delinquent	1
	Total	1
Morgan County	Aggravated Battery	1
	Warrant -- Delinquent	1
	Total	2
Ogle County	Warrant -- Delinquent	1
	Total	1
Out-of-State	Out-of-State Warrant	2
	Total	2
Peoria County	Aggravated Battery	2
	Aggravated Kidnapping	1
	Armed Robbery	1
	Burglary from Motor Vehicle	1
	Criminal Damage to Airport	1
	Delivery or Possession w/Intent to Deliver	1
	Domestic Battery	3
	Motor Vehicle Theft	2
	Unlawful Use of a Weapon	3
	Unlawful Use or Possession of a Weapon by a Felon	3
	Vehicular Invasion	2
	Warrant -- Delinquent	6
	Total	26
Piatt County	Unlawful Use of a Weapon	1
	Warrant -- Delinquent	1
	Total	2
Richland County	Suspend, Revoked Driver's License	1
	Total	1
Rock Island County	Aggravated Battery	2
	Assault	1
	Unlawful Possession of Firearms and Firearm Ammunition	1
	Warrant -- Delinquent	1
	Total	5
Saline County	Warrant -- Delinquent	3
	Total	3
Sangamon County	Aggravated Battery	2
	Armed Robbery	1
	Burglary	3
	Defacing Identification Mark of Firearm	1
	Manufacture & Delivery of Controlled Substance	2
	Motor Vehicle Theft	1
	Residential Burglary -- Forcible Entry	4
	Resist, Obstruct, or Disarm a Peace Officer	1
	Robbery	4
	Unlawful Use or Possession of a Weapon by a Felon	1
	Warrant -- Delinquent	1
	Total	21
St. Clair County	Domestic Battery	2
	Motor Vehicle Theft	1
	Probation Violation	1
	Residential Burglary -- Forcible Entry	1
	Unlawful Possession of Firearms and Firearm Ammunition	1
	Unlawful Use of a Weapon	2
	Vehicular Hijacking	1
	Warrant -- Delinquent	2

	Total	11
Stephenson County	Unlawful Use of a Weapon	1
	Warrant -- Delinquent	1
	Total	2
Tazewell County	Burglary	1
	Motor Vehicle Theft	1
	Probation Violation	1
	Retail Theft	1
	Warrant -- DOC	1
	Total	5
Vermilion County	Aggravated Battery	1
	Aggravated Criminal Sexual Abuse	1
	Probation Violation	1
	Unlawful Use of a Weapon	2
	Warrant -- Delinquent	3
	Total	8
Will County	Contempt of Court -- Del.	1
	Domestic Battery	4
	Warrant -- Delinquent	5
	Warrant -- Other (Name It)	1
	Warrant -- Other Status Offenses Only	1
	Total	12
Winnebago County	Aggravated Arson	1
	Aggravated Battery	4
	Armed Robbery	1
	Criminal Damage to Property	1
	Domestic Battery	1
	Forgery	1
	Probation Violation	3
	Resist, Obstruct, or Disarm a Peace Officer	1
	Unlawful Use of a Weapon	3
	Warrant -- Delinquent	11
	Warrant -- DOC	1
	Total	28