

JMIS Monthly Data Report.

Calendar Year 2020 and September 2020

The Illinois Juvenile Justice Commission (IJJC) is an advisory group responsible for administering federal juvenile justice grants, ensuring compliance with the Juvenile Justice and Delinquency Prevention Act, and advising the Governor and General Assembly on matters of juvenile justice. More information about IJJC is available at <http://ijjc.illinois.gov>.

The Center for Prevention Research and Development (CPRD) within the School of Social Work at the University of Illinois, Urbana-Champaign, created this report. CPRD seeks to support public policy in three ways: improving state and community capacity for prevention; improving prevention and educational practices through research and evaluation; and improving policies and decision making. More information about CPRD is available at <http://www.cprd.illinois.edu>



ILLINOIS

JUVENILE JUSTICE COMMISSION

I ILLINOIS

CPRD | Center for Prevention
Research & Development
SCHOOL OF SOCIAL WORK

Introduction to JMIS Monthly Data Report

This report provides a summary of juvenile detention admissions for September 2020, comparison data between September 2019 and September 2020, Length of Stay for calendar year 2020, Admissions by Age for calendar year 2020 and summaries on Presenting Offense.

Data Source

Juvenile detention data is derived from the Juvenile Monitoring Information System (JMIS). JMIS is a web-based data platform which gathers and disseminates data on the detention of youth in all juvenile detention facilities in Illinois. JMIS is a collaborative data system funded by the Illinois Juvenile Justice Commission with support from the Illinois Department of Human Services. JMIS is maintained by the Center for Prevention Research and Development, in the School of Social Work at the University of Illinois, Urbana-Champaign.

The Administrative Office of the Illinois Courts requires counties to report data on every admission of a youth to detention. Each detention center utilizes its own data collection system to process, track and monitor youth in their facility. Each detention center is responsible for getting their data into the JMIS system, either by uploading or hand entry, to populate JMIS with de-identified data for state and local analysis and planning. It is the responsibility of the detention centers to ensure that their data are accurate and complete in JMIS.

*JMIS is a dynamic database constantly updated by the 16 juvenile detention centers in Illinois. Therefore, the data submission frequency of any given detention center may affect the data contained within this report. **The data for this report was pulled from the JMIS database on November 10, 2020.** When detention centers experience technical difficulties with either uploading or manually entering data into JMIS, a notation has been added to the resulting summaries that have been affected.*

State of Illinois Summary

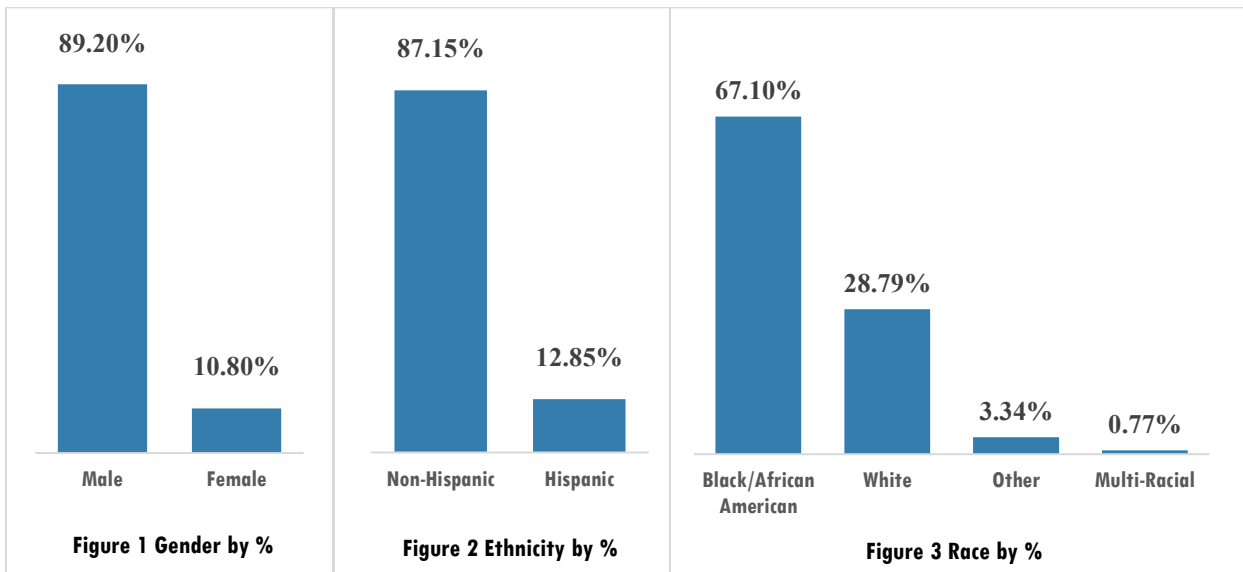
This section provides a brief analysis of juvenile detention admissions for the state of Illinois. For the reporting period of September, there were 389 admissions reported¹. A further breakdown of the admissions for this month can be found in the following tables and figures.

Juvenile Detention Admissions in Illinois by September 2020 by Gender, Ethnicity and Race, # and %

Female	42
Male	347

Hispanic	50
Non-Hispanic	339

Black/African American	261
White	112
Other	13
Multi-Racial	3



¹ Data is incomplete for St. Clair County Juvenile Detention Center. This affects the total number of admissions and average daily population for St. Clair County Juvenile Detention Center and the Authorizing Counties utilizing this facility.

Illinois Juvenile Detention Center Summary

Detention Center by Average Daily Population

This summary provides a summary of Average Daily Population (ADP) and Admissions by juvenile detention center².

Table 4
Detention Center Average Daily Population (ADP) and Admissions.

Detention Center	August 2020 ADP	September 2020 ADP	September 2019 ADP	August 2020 Admissions	September 2020 Admissions	September 2019 Admissions
Adams County Youth Home	8.9	8.3	11.8	6	7	19
Champaign County Youth Home	15.3	14.6	13.1	15	15	21
Cook County Juvenile Detention Center	179.1	172.5	189.4	165	146	209
Franklin County Juvenile Detention	18.6	15.6	23.5	26	12	35
Kane County Detention Center	28.5	33.2	26.9	7	31	66
Knox County Mary Davis Detention	20.7	21.3	21.7	20	18	32
Lake County Detention Center	16.5	17.3	23.7	20	17	30
LaSalle County Detention Center	5.1	3.5	7.5	4	5	6
Madison County Detention Center	30.7	29.0	26.2	18	12	43
McLean County Juvenile Detention Center	11.0	9.8	6.8	21	15	14
Peoria County Detention Center	32.8	24.6	35.8	34	29	80
Sangamon County Detention Center			14.9			28
St. Clair County Detention Center	24.5	24.0	17.7	0	0	52
Vermilion Juvenile Detention Center	11.0	13.7	18.1	9	22	14
Will County Juvenile Detention Center	25.8	25.9	37.3	38	23	55
Winnebago County Detention Center	27.6	28.0	37.6	35	26	48

Detention Center Admissions by Age

This summary provides a breakdown of juvenile detention admissions by age for the calendar year 2020 by juvenile detention center².

Table 5
2020 Detention Center Admissions by Age by Calendar Year 2020 (January 1, 2020 through November 10, 2020).

Detention Center	Age 10	Age 11	Age 12	Age 13	Age 14	Age 15	Age 16	Age 17	Age >17	Total Admissions
Adams County Youth Home				6	7	15	13	24		65
Champaign County Youth Home			3	17	28	31	49	53	3	184
Cook County Juvenile Detention Center			5	53	137	242	387	528	29	1381
Franklin County Juvenile Detention		1	2	13	33	36	65	73	8	231
Kane County Detention Center		1	2	10	30	47	109	108	31	338
Knox County Mary Davis Detention			3	3	13	43	58	62	6	188
Lake County Detention Center			4	11	22	44	34	48	8	171
LaSalle County Detention Center				3	1	8	17	9	10	48
Madison County Detention Center		1	1	5	27	36	44	43	7	164
McLean County Juvenile Detention Center				2	9	19	43	40	18	131
Peoria County Detention Center			9	31	52	96	104	103	19	414

² Data is incomplete for St. Clair County Juvenile Detention Center. This affects the total number of admissions and average daily population for St. Clair County Juvenile Detention Center and the Authorizing Counties utilizing this facility.

Sangamon County Detention Center	2	4	5	15	37	42	42	5	152	
St. Clair County Detention Center										
Vermilion Juvenile Detention Center		6	11	20	31	33	38	5	144	
Will County Juvenile Detention Center			4	28	41	72	84	4	233	
Winnebago County Detention Center	4	5	14	20	51	79	83	40	296	
State of Illinois Total	0	9	52	197	475	828	1189	1385	184	4319

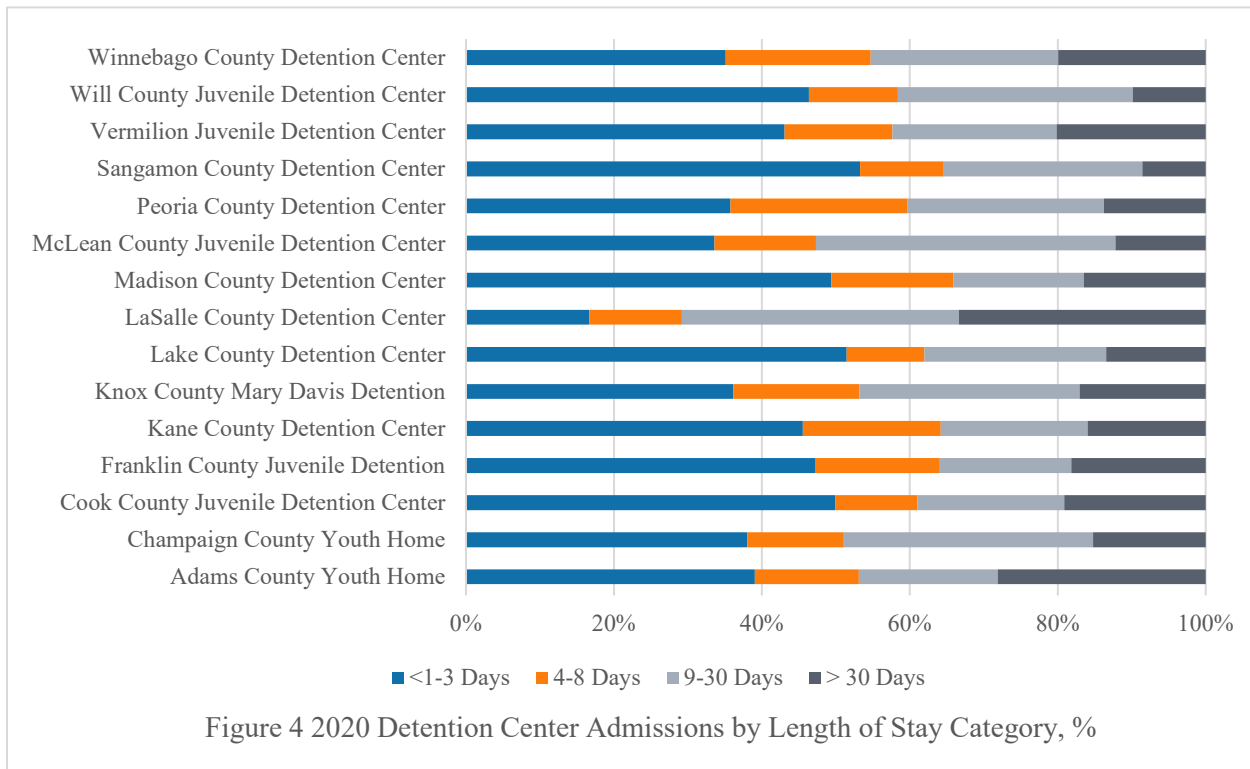
Detention Center by Length of Stay

This summary provides an analysis of a youth’s Length of Stay (LOS) for calendar year 2020 by Detention Center. This is the complete time the youth is house in a detention facility from admission. LOS is calculated based upon the admission and release dates and times for each admission. It is possible that the admission date occurred in calendar year 2019, prior to this reporting period and the release date occurred in this reporting period.

Table 6
2020 Detention Center Length of Stay Category by Days (January 1, 2020 through November 10, 2020).

Detention Center	<1-3 Days	4-8 Days	9-30 Days	> 30 Days	Total Admissions
Adams County Youth Home	25	9	12	18	64
Champaign County Youth Home	70	24	62	28	184
Cook County Juvenile Detention Center	689	154	274	264	1381
Franklin County Juvenile Detention	109	39	41	42	231
Kane County Detention Center	154	63	67	54	338
Knox County Mary Davis Detention	68	32	56	32	188
Lake County Detention Center	88	18	42	23	171
LaSalle County Detention Center	8	6	18	16	48
Madison County Detention Center	81	27	29	27	164
McLean County Juvenile Detention Center	44	18	53	16	131
Peoria County Detention Center	148	99	110	57	414
Sangamon County Detention Center	81	17	41	13	152
St. Clair County Detention Center ³					
Vermilion Juvenile Detention Center	62	21	32	29	144
Will County Juvenile Detention Center	108	28	74	23	233
Winnebago County Detention Center	104	58	75	59	296

³ Data is incomplete for St. Clair County Juvenile Detention Center. This affects the total number of admissions and average daily population for St. Clair County Juvenile Detention Center and the Authorizing Counties utilizing this facility.



Illinois Authorizing County Detention Summary

This section of the report summarizes detention admissions by Authorizing County. Authoring County represents the county, which authorizes the youth to be admitted and held in a juvenile detention facility. Illinois has a total of 102 Authoring Counties. For the purposes of this report, only the 25 Authoring Counties with the highest number of admissions for calendar year 2020 are summarized within this report⁴.

Authorizing County by Average Daily Population

The following table summarizes the top 25 Authorizing Counties by ADP and Admissions.

Table 7
Top 25 Authorizing County Average Daily Population and Admissions

Authorizing County	August 2020 ADP	September 2020 ADP	September 2019 ADP	August 2020 Admissions	September 2020 Admissions	September 2019 Admissions
Cook County	179.1	172.5	189.5	113	154	230
Peoria County	27.3	21.0	28.2	57	27	50
Winnebago County	24.8	25.7	36.1	23	16	48
Champaign County	15.3	14.5	13.1	11	15	5
Lake County	16.5	17.3	23.7	17	16	30
St. Clair County	23.5	23.0	13.9	21	25	19
Will County	15.8	18.8	29.7	18	11	20

⁴ Data is incomplete for St. Clair County Juvenile Detention Center. This affects the total number of admissions and average daily population for St. Clair County Juvenile Detention Center and the Authorizing Counties utilizing this facility.

Sangamon County	7.9	7.4	14.9	7	8	24
DuPage County	5.5	6.1	7.7	6	9	29
Madison County	28.0	27.3	20.2	13	13	20
Kane County	14.4	20.0	10.2	5	6	17
Vermilion County	6.1	9.8	14.4	5	5	12
Rock Island County	11.7	10.4	12.7	12	5	9
Tazewell County	2.3	2.0	1.6	8	4	5
Kankakee County	6.1	3.6	7.4	3	9	17
McLean County	5.1	1.8	2.3	2	9	8
LaSalle County	5.1	3.5	6.6	5	7	10
Knox County	1.7	3.1	1.6	3	5	1
Adams County	6.9	5.7	7.5	2	3	11
Macon County	4.3	3.5	5.0	0	5	3
Kendall County	4.0	2.4	1.3	4	6	2
Marion County	2.3	2.7	5.1	3	6	6
McHenry County	0.7	0.4	3.0	1	1	0
Jefferson County	2.8	0.1	4.5	3	2	1
Stephenson County	7.0	7.2	2.6	7	4	3

Authorizing County by Admissions by Age

This table provides a summary of the top 25 Authorizing Counties admissions by age for calendar year 2020.

Table 8
Top 25 Authorizing County Admissions by Age (January 1st, 2020 through November 10, 2020)

Authorizing County	Age 10	Age 11	Age 12	Age 13	Age 14	Age 15	Age 16	Age 17	Age >17	Total Admissions
Cook County			5	53	137	243	388	528	31	1385
Peoria County			8	27	45	77	75	75	18	325
Winnebago County		4	5	14	18	45	69	78	36	269
Champaign County			3	16	28	28	48	51	2	176
Lake County			4	11	22	45	34	48	8	172
St. Clair County			1	11	21	42	43	41	2	161
Will County				2	14	31	47	54	1	149
Sangamon County		2	4	5	15	36	37	41	4	144
DuPage County				4	12	15	39	46	26	142
Madison County		1		3	23	33	37	30	7	134
Kane County				4	4	19	32	37	9	105
Vermilion County			6	10	15	16	21	29	6	103
Rock Island County					6	22	27	35		90
Tazewell County			2	5	5	13	27	16	1	69
Kankakee County				2	11	8	20	19		60
McLean County					2	7	21	18	10	58
LaSalle County			3	1	7	17	9	9		46
Knox County			1	2	1	11	11	14	5	45
Adams County				1	5	9	10	18		43
Macon County					5	9	9	19		42
Kendall County			2	1	5	4	13	8		33
Marion County				2	4	9	7	10		32
McHenry County				1	5	7	11	6		30
Jefferson County				1	5	6	5	12	1	30
Stephenson County					1		12	15		28

Authorizing County by Length of Stay

The table below provides an analysis of the LOS by Authorizing County for the calendar year 2020.

Table 9
Top 25 Authorizing County by Length of Stay Category, Days (January 1st, 2020 through November 10, 2020)

Authorizing County	<1-3 Days	4-8 Days	9-30 Days	> 30 Days	Total Admissions
Cook County	692	155	274	264	1385
Peoria County	126	73	79	47	325
Winnebago County	97	49	69	54	269
Champaign County	63	23	62	28	176
Lake County	89	18	42	23	172
St. Clair County	103	25	20	13	161
Will County	57	17	54	21	149
Sangamon County	75	16	40	13	144
DuPage County	69	32	30	11	142
Madison County	60	23	27	24	134
Kane County	43	13	25	24	105
Vermilion County	57	7	15	24	103
Rock Island County	23	13	35	19	90
Tazewell County	13	22	29	5	69
Kankakee County	42	6	10	2	60
McLean County	29	5	17	7	58
LaSalle County	8	5	17	16	46
Knox County	23	8	10	4	45
Adams County	16	7	5	14	42
Macon County	13	11	12	6	42
Kendall County	12	8	8	5	33
Marion County	9	4	11	8	32
McHenry County	12	6	7	5	30
Jefferson County	14	6	4	6	30
Stephenson County	11	5	5	7	28

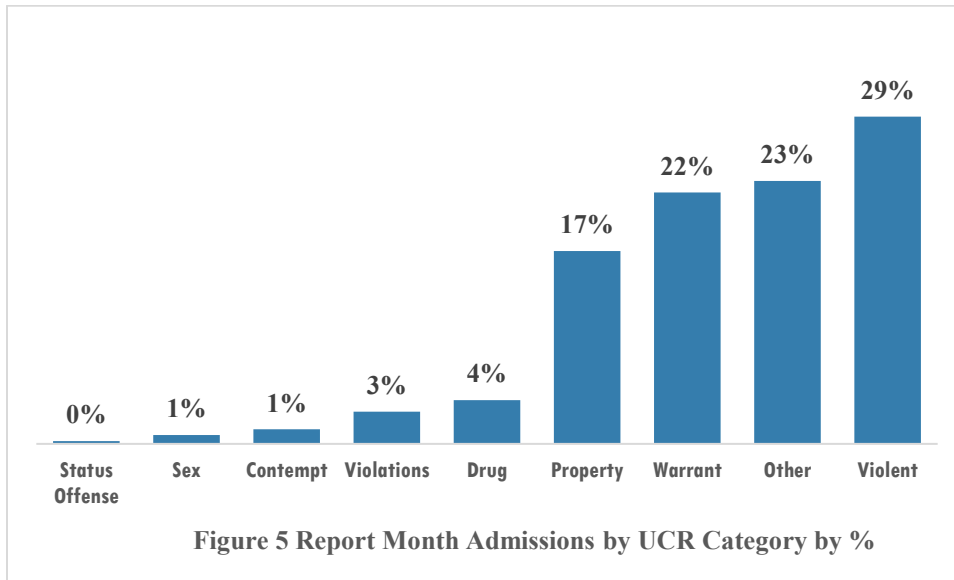
Presenting Offense Summary

Uniform Crime Reporting Categories

The following provides a summary of presenting offense by uniform crime reporting category.

Table 10
Report Month by Admissions by UCR Offense Category

UCR Category	Admissions
Contempt	5
Drug	15
Other	90
Property	66
Sex	3
Status Offense	1
Violations	11
Violent	112
Warrant	86
Total	389



Other Category

This sub-section provides a closer review of the UCR Category of Other. The following table provides a summary of Other Category Presenting Offenses with greater than five admissions.

Table 11
August 2020 Other Category Admissions > 5

Presenting Offense	Admissions
Unlawful Use of a Weapon	58
Aggravated Discharge of a Firearm	14
Unlawful Use or Possession of a Weapon by a Felon	6

Violent Category

This sub-section provides a closer review of the UCR Category of Violent. The following table provides a summary of Violent Category Presenting Offenses with greater than four admissions.

Table 12
Report Month by Violent Category Admissions > 5

Presenting Offense	Admissions
Armed Robbery	32
Aggravated Battery	24
Domestic Battery	18
Robbery	14

Presenting Offense

This summary provides a summary of the top ten presenting offenses.

Table 13
Report Month by Admissions by Top Ten Presenting Offenses

Presenting Offense	Admissions
Warrant -- Delinquent	80
Unlawful Use of a Weapon	64
Armed Robbery	32
Aggravated Battery	24
Domestic Battery	18
Robbery	14
Burglary	12
Unlawful Use or Possession of a Weapon by a Felon	10
Residential Burglary -- Forcible Entry	10
Probation Violation	10

Presenting Offense by Authorizing County

This summary provides a review of Authorizing County by Presenting Offense.

Table 14
Report Month 2020 Admissions by Authorizing County by Presenting Offense

Authorizing County	Presenting Offense	
Adams County	Aggravated Battery	1
	Total	1
Bureau County	Aggravated Battery	1
	Total	1
Cass County	Warrant -- Delinquent	1
	Total	1
Champaign County	Aggravated Criminal Sexual Abuse	1
	Burglary	2
	Contempt of Court -- Del.	1
	Criminal Damage to Property	1
	Domestic Battery	1
	Illegal Consumption of Alcohol by Minor	1
	Motor Vehicle Theft	1
	Parole Violation	1
	Possession of Controlled Substance	1
	Stolen Property -- Receiving, Possession	1
	Warrant -- Delinquent	3
	Total	14
Clark County	Warrant -- Delinquent	1
	Total	1
Clay County	Probation Violation	1
	Total	1
Coles County	Domestic Battery	1
	Endangering the Life or Health of a Child	1
	Total	2
Cook County	Aggravated Assault	1
	Aggravated Battery	6
	Aggravated Discharge of a Firearm	5
	Aggravated Robbery	3
	Aggravated Vehicular Hijacking	5

	Armed Robbery	25
	Arson	1
	Battery	1
	Burglary	2
	Criminal Damage to Property	1
	Criminal Sexual Abuse	1
	Criminal Trespass to Vehicle	2
	Delivery of Cannabis 30 GM and Under	1
	Delivery or Possession w/Intent to Deliver	3
	Domestic Battery	1
	Flee or Attempt to Elude Peace Officer	2
	Home Invasion	2
	Possession of Controlled Substance	4
	Probation Violation	1
	Retail Theft	1
	Robbery	11
	Stolen Property -- Receiving, Possession	4
	Unlawful Use of a Weapon	48
	Unlawful Use or Possession of a Weapon by a Felon	1
	Vehicular Hijacking	3
	Warrant -- Delinquent	11
	Total	146
DeKalb County	Domestic Battery	1
	Total	1
Douglas County	Probation Violation	1
	Total	1
DuPage County	Aggravated Battery	4
	Contempt of Court -- Del.	1
	Domestic Battery	2
	Over \$300	1
	Possession of Controlled Substance	1
	Retail Theft	1
	Warrant -- Delinquent	4
	Total	14
Edgar County	Aggravated Assault	1
	Warrant -- Delinquent	1
	Total	2
Franklin County	Aggravated Battery	1
	Armed Robbery	1
	Total	2
Hancock County	Motor Vehicle Theft	1
	Total	1
Henderson County	Warrant -- Delinquent	1
	Total	1
Jackson County	Warrant -- Delinquent	1
	Total	1
Jefferson County	Criminal Damage to Property	1
	Total	1
Kane County	Aggravated Domestic Battery	2
	Armed Robbery	1
	Criminal Damage to Property	1
	Murder -- First Degree	1
	Residential Burglary -- Forcible Entry	4
	Resist, Obstruct, or Disarm a Peace Officer	1
	Warrant -- Delinquent	3

	Total	13
Kankakee County	Domestic Battery	1
	Home Invasion	1
	Murder -- First Degree	1
	Unlawful Use or Possession of a Weapon by a Felon	1
	Warrant -- Delinquent	2
	Total	6
Kendall County	Aggravated Battery	1
	Battery	2
	Total	3
Knox County	Unlawful Use or Possession of a Weapon by a Felon	1
	Warrant -- Delinquent	6
	Total	7
Lake County	Aggravated Assault	1
	Armed Robbery	2
	Armed Violence	1
	Battery	1
	Burglary	2
	Disorderly Conduct	1
	Out-of-State Warrant	1
	Robbery	1
	Stolen Property -- Receiving, Possession	3
	Unlawful Use of a Weapon	1
	Warrant -- Delinquent	3
	Total	17
LaSalle County	Contempt of Court -- Del.	2
	Criminal Damage to Government Supported Property	2
	Domestic Battery	1
	Total	5
Macon County	Burglary	1
	Theft from Motor Vehicle	1
	Unlawful Use of a Weapon	4
	Unlawful Use or Possession of a Weapon by a Felon	1
	Warrant -- Delinquent	1
	Total	8
Madison County	Aggravated Assault	1
	Aggravated Discharge of a Firearm	1
	Burglary	1
	Burglary from Motor Vehicle	1
	Criminal Damage to Property	1
	Domestic Battery	2
	Unlawful Use or Possession of a Weapon by a Felon	1
	Warrant -- Delinquent	4
	Total	12
Marion County	Obstructing Justice	1
	Warrant -- Delinquent	1
	Total	2
McDonough County	Robbery	2
	Total	2
McHenry County	Warrant -- Delinquent	1
	Total	1
McLean County	Aggravated Battery	1
	Warrant -- Delinquent	2
	Total	3
Montgomery County	Possession of Controlled Substance	1

	Total	1
Morgan County	Flee or Attempt to Elude Peace Officer	1
	Warrant -- Delinquent	1
	Total	2
Ogle County	Domestic Battery	1
	Total	1
Out-of-State	Aggravated Battery	1
	Out-of-State Warrant	1
	Total	2
Peoria County	Armed Robbery	1
	Burglary	4
	Criminal Damage to Property	1
	Criminal Sexual Assault	1
	Domestic Battery	1
	Motor Vehicle Theft	1
	Murder -- First Degree	1
	Possession of Controlled Substance	2
	Residential Burglary -- Forcible Entry	1
	Theft from Motor Vehicle	1
	Warrant -- Delinquent	7
	Total	21
	Richland County	Aggravated Battery
Warrant -- Delinquent		1
Total		2
Rock Island County	Assault	1
	Probation Violation	1
	Unlawful Use of a Weapon	1
	Unlawful Use or Possession of a Weapon by a Felon	2
	Warrant -- Delinquent	2
	Total	7
Saline County	Warrant -- Delinquent	1
	Total	1
Sangamon County	Aggravated Battery	2
	Armed Robbery	2
	Domestic Battery	2
	Motor Vehicle Theft	1
	Residential Burglary -- Forcible Entry	1
	Stolen Property -- Receiving, Possession	1
	Unlawful Possession of Firearms and Firearm Ammunition	1
	Warrant -- Delinquent	1
	Total	11
Stephenson County	Aggravated Battery	1
	Motor Vehicle Theft	1
	Residential Burglary -- Forcible Entry	1
	Unlawful Use of a Weapon	1
	Total	4
Tazewell County	Aggravated Battery	2
	Residential Burglary -- Forcible Entry	2
	Theft from Motor Vehicle	1
	Unlawful Possession of Firearms and Firearm Ammunition	1
	Violation of HDET	1
	Warrant -- Delinquent	2
	Total	9

Vermilion County	Aggravated Battery	1
	Criminal Damage to Property	2
	Delivery of Cannabis Over 30 GM	1
	Delivery or Possession w/Intent to Deliver	1
	Domestic Battery	1
	Mob Action	1
	Unlawful Use of a Weapon	3
	Unlawful Use or Possession of a Weapon by a Felon	3
	Warrant -- Delinquent	2
	Warrant -- DOC	1
	Total	16
White County	Motor Vehicle Theft	1
	Total	1
Whiteside County	Warrant -- Delinquent	1
	Total	1
Will County	Burglary from Motor Vehicle	1
	Contempt of Court -- Del.	1
	Domestic Battery	2
	Out-of-State Warrant	1
	Unlawful Use of a Weapon	2
	Warrant -- Delinquent	3
	Warrant -- Other (Name It)	1
	Total	11
Winnebago County	Aggravated Battery	1
	Domestic Battery	1
	Motor Vehicle Theft	2
	Probation Violation	5
	Reckless Driving	1
	Residential Burglary -- Forcible Entry	1
	Unlawful Use of a Weapon	4
	Warrant -- Delinquent	11
	Total	26
Woodford County	Probation Violation	1
	Warrant -- Delinquent	2
	Total	3
Grand Total		389