



# JMIS Monthly Data Report.

Calendar Year 2021 and June 2021

The Illinois Juvenile Justice Commission (IJJC) is an advisory group responsible for administering federal juvenile justice grants, ensuring compliance with the Juvenile Justice and Delinquency Prevention Act, and advising the Governor and General Assembly on matters of juvenile justice. More information about IJJC is available at <http://ijjc.illinois.gov>.

The Center for Prevention Research and Development (CPRD) within the School of Social Work at the University of Illinois, Urbana-Champaign, created this report. CPRD seeks to support public policy in three ways: improving state and community capacity for prevention; improving prevention and educational practices through research and evaluation; and improving policies and decision making. More information about CPRD is available at <http://www.cprd.illinois.edu>



**ILLINOIS**

JUVENILE JUSTICE COMMISSION

**I ILLINOIS**

CPRD | Center for Prevention  
Research & Development  
SCHOOL OF SOCIAL WORK

## Introduction to JMIS Monthly Data Report

This report provides a summary of juvenile detention admissions for June 2021, comparison data between June 2020 and June 2021, Length of Stay for calendar year 2021, Admissions by Age for calendar year 2021 and summaries on Presenting Offense.

### Data Source

Juvenile detention data derived from the Juvenile Monitoring Information System (JMIS). JMIS is a web-based data platform, which gathers and disseminates data on the detention of youth in all juvenile detention facilities in Illinois. JMIS is a collaborative data system funded by the Illinois Juvenile Justice Commission with support from the Illinois Department of Human Services. JMIS is maintained by the Center for Prevention Research and Development, in the School of Social Work at the University of Illinois, Urbana-Champaign.

The Administrative Office of the Illinois Courts requires counties to report data on every admission of a youth to detention. Each detention center utilizes its own data collection system to process, track and monitor youth in their facility. Each detention center is responsible for getting their data into the JMIS system, either by uploading or hand entry, to populate JMIS with de-identified data for state and local analysis and planning. It is the responsibility of the detention centers to ensure that their data are accurate and complete in JMIS.

*JMIS is a dynamic database constantly updated by the 16 juvenile detention centers in Illinois. Therefore, the data submission frequency of any given detention center may affect the data contained within this report. **The data for this report was pulled from the JMIS database on July 28, 2021.** When detention centers experience technical difficulties with either uploading or manually entering data into JMIS, a notation has been added to the resulting summaries that have been affected.*

## State of Illinois Summary

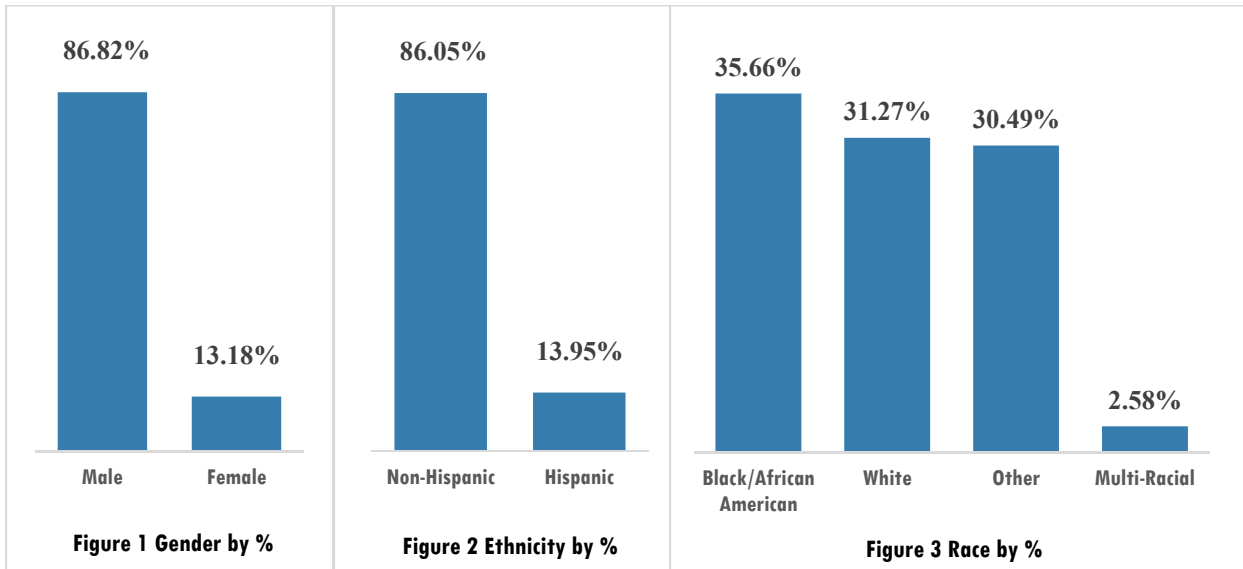
This section provides a brief analysis of juvenile detention admissions for the state of Illinois. For the reporting period of June 2021, there were 387 admissions reported. A further breakdown of the admissions for this month can be found in the following tables and figures.

### Juvenile Detention Admissions in Illinois by June 2021 by Gender, Ethnicity and Race, # and %

Female	51
Male	336

Hispanic	54
Non-Hispanic	333

Black/African American	138
White	121
Other	118
Multi-Racial	10



## Illinois Juvenile Detention Center Summary

### Detention Center by Average Daily Population

This summary provides a summary of Average Daily Population (ADP) and Admissions by juvenile detention center.

Table 4 Detention Center Average Daily Population (ADP) and Admissions.

Detention Center	May 2021 ADP	June 2021 ADP	June 2020 ADP	May 2021 Admissions	June 2021 Admissions	June 2020 Admissions
Adams County Youth Home	8.5	7.6	7.2	15	11	4
Champaign County Youth Home	8.8	11.7	13.4	17	11	11
Cook County Juvenile Detention Center	161.6	161.4	190.0	146	128	113
Franklin County Juvenile Detention	14.7	14.6	20.2	22	14	22
Kane County Detention Center	29.8	33.4	33.9	36	44	27
Knox County Mary Davis Detention	13.5	13.3	19.7	22	23	16
Lake County Detention Center	11.9	10.0	19.4	8	11	17
LaSalle County Detention Center	8.3	7.0	4.7	9	3	5
Madison County Detention Center	15.5	17.4	27.4	7	25	13
McLean County Juvenile Detention Center	11.8	9.6	9.8	12	10	9
Peoria County Detention Center	20.0	18.7	25.6	37	25	64
Sangamon County Detention Center	5.5	12.0	10.9	11	18	7
St. Clair County Detention Center	8.8	10.7	21.7	21	15	22
Vermilion Juvenile Detention Center	12.2	13.2	12.2	11	13	12
Will County Juvenile Detention Center	24.7	20.5	22.2	26	17	21
Winnebago County Detention Center	16.4	18.0	31.0	17	19	26
<b>State of Illinois Total</b>	<b>372.1</b>	<b>379.0</b>	<b>469.3</b>	<b>417.0</b>	<b>387.0</b>	<b>389.0</b>

## Detention Center Admissions by Age

This summary provides a breakdown of juvenile detention admissions by age for the calendar year 2021 by juvenile detention center.

Table 5  
2021 Detention Center Admissions by Age by Calendar Year 2021 (January 1, 2021 through December 31, 2021)

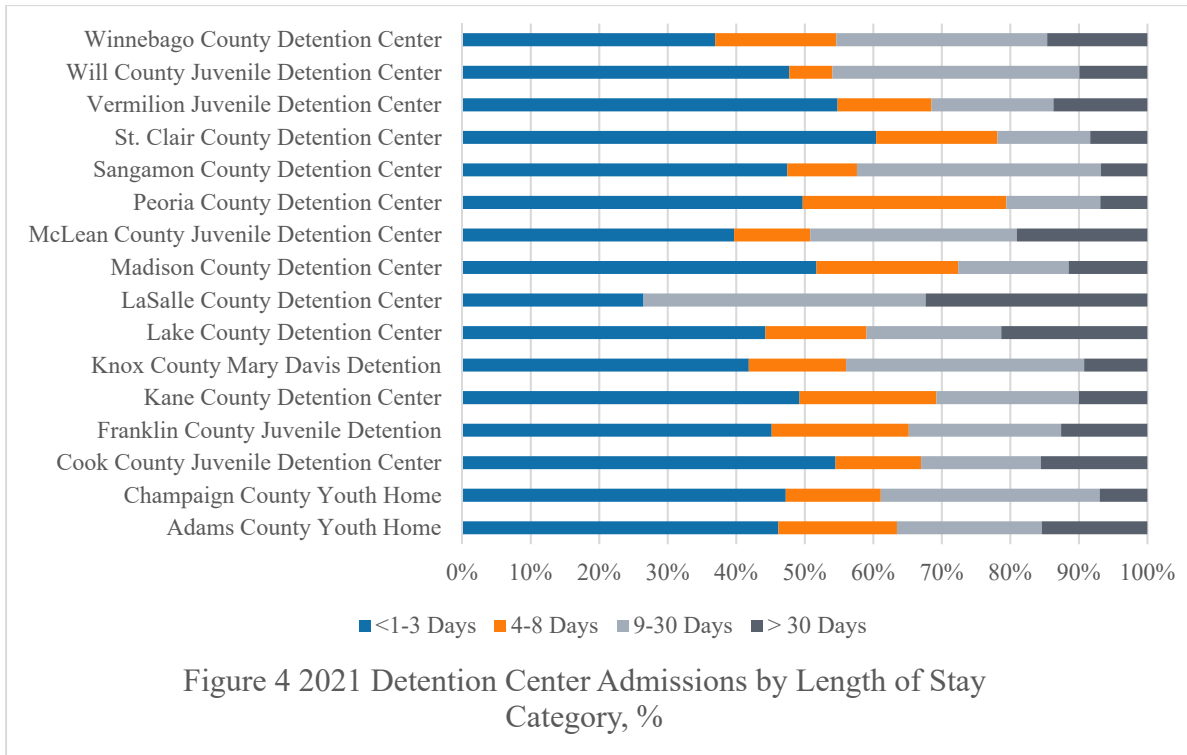
<b>Detention Center</b>	<b>Age 10</b>	<b>Age 11</b>	<b>Age 12</b>	<b>Age 13</b>	<b>Age 14</b>	<b>Age 15</b>	<b>Age 16</b>	<b>Age 17</b>	<b>Age &gt;17</b>	<b>Total Admissions</b>
Adams County Youth Home				3	9	11	15	14		<b>52</b>
Champaign County Youth Home				7	11	18	19	16	1	<b>72</b>
Cook County Juvenile Detention Center		2	3	22	69	132	216	340	40	<b>824</b>
Franklin County Juvenile Detention				11	19	18	37	42	8	<b>135</b>
Kane County Detention Center			2	7	16	48	67	90	30	<b>260</b>
Knox County Mary Davis Detention	1		1	12	24	24	27	48	4	<b>141</b>
Lake County Detention Center				4	9	16	12	17	3	<b>61</b>
LaSalle County Detention Center				2	10	9	6	7		<b>34</b>
Madison County Detention Center				4	9	22	14	30	8	<b>87</b>
McLean County Juvenile Detention Center				7	3	6	24	18	5	<b>63</b>
Peoria County Detention Center			1	13	28	38	36	51	8	<b>175</b>
Sangamon County Detention Center			2	4	4	8	17	23	1	<b>59</b>
St. Clair County Detention Center		1		3	14	14	29	35		<b>96</b>
Vermilion Juvenile Detention Center		1	1	3	8	13	27	19	1	<b>73</b>
Will County Juvenile Detention Center			1	5	9	20	37	39		<b>111</b>
Winnebago County Detention Center			7	4	8	15	42	44	10	<b>130</b>
<b>State of Illinois Total</b>	<b>1</b>	<b>4</b>	<b>18</b>	<b>111</b>	<b>250</b>	<b>412</b>	<b>625</b>	<b>833</b>	<b>119</b>	<b>2373</b>

## Detention Center by Length of Stay

This summary provides an analysis of a youth's Length of Stay (LOS) for calendar year 2021 by Detention Center. This is the complete time the youth is housed in a detention facility from admission. LOS is calculated based upon the admission and release dates and times for each admission. It is possible that the admission date occurred in calendar year 2020, prior to this reporting period, and the release date occurred in this reporting period.

Table 6  
2021 Detention Center Length of Stay Category by Days. (January 1, 2021 through December 31, 2021)

<b>Detention Center</b>	<b>&lt;1-3 Days</b>	<b>4-8 Days</b>	<b>9-30 Days</b>	<b>&gt; 30 Days</b>	<b>Total Admissions</b>
Adams County Youth Home	24	9	11	8	<b>52</b>
Champaign County Youth Home	34	10	23	5	<b>72</b>
Cook County Juvenile Detention Center	449	103	144	128	<b>824</b>
Franklin County Juvenile Detention	61	27	30	17	<b>135</b>
Kane County Detention Center	128	52	54	26	<b>260</b>
Knox County Mary Davis Detention	59	20	49	13	<b>141</b>
Lake County Detention Center	27	9	12	13	<b>61</b>
LaSalle County Detention Center	9		14	11	<b>34</b>
Madison County Detention Center	45	18	14	10	<b>87</b>
McLean County Juvenile Detention Center	25	7	19	12	<b>63</b>
Peoria County Detention Center	87	52	24	12	<b>175</b>
Sangamon County Detention Center	28	6	21	4	<b>59</b>
St. Clair County Detention Center	58	17	13	8	<b>96</b>
Vermilion Juvenile Detention Center	40	10	13	10	<b>73</b>
Will County Juvenile Detention Center	53	7	40	11	<b>111</b>
Winnebago County Detention Center	48	23	40	19	<b>130</b>
<b>State of Illinois Total</b>	<b>1175</b>	<b>370</b>	<b>521</b>	<b>307</b>	<b>2373</b>



### Illinois Authorizing County Detention Summary

This section of the report summarizes detention admissions by Authorizing County. Authorizing County represents the county which authorizes the youth to be admitted and held in a juvenile detention facility. Illinois has a total of 102 Authorizing Counties. For the purposes of this report, only the 25 Authorizing Counties with the highest number of admissions for calendar year 2021 are summarized within this report.

### Authorizing County by Average Daily Population

The following table summarizes the top 25 Authorizing Counties by ADP and Admissions.

Table 7  
Top 25 Authorizing County Average Daily Population and Admissions

Authorizing County	May 2021 ADP	June 2021 ADP	June 2020 ADP	May 2021 Admissions	June 2021 Admissions	June 2020 Admissions
Cook County	161.6	161.4	190.0	146	128	113
Peoria County	16.8	14.3	20.8	26	18	56
Winnebago County	13.8	15.9	29.9	12	18	23
DuPage County	10.4	12.1	9.2	20	23	6
Madison County	15.5	17.4	23.0	7	25	13
St. Clair County	8.0	8.7	21.1	19	12	21
Kane County	12.3	14.7	16.4	7	12	5

Will County	16.2	14.9	19.4	14	14	18
Rock Island County	5.1	5.5	12.0	9	11	12
Champaign County	8.8	11.7	13.4	17	11	11
Lake County	11.9	10.0	19.4	8	11	17
Sangamon County	5.4	11.9	10.9	10	18	7
Vermilion County	10.7	11.9	9.6	6	13	5
LaSalle County	8.3	7.0	4.7	8	3	5
Kankakee County	8.5	5.6	2.8	12	3	3
Jefferson County	2.5	2.2	1.9	6	4	3
McLean County	4.5	4.3	3.9	4	5	2
Marion County	2.3	2.1	2.2	3	0	3
Knox County	2.8	2.7	0.4	6	4	3
Macon County	1.8	2.5	1.4	9	4	0
Kendall County	2.8	2.9	2.9	2	2	4
Out-of-State	1.7	1.7		5	4	0
McHenry County	2.4	2.6	2.4	4	4	1
Boone County	2.6	2.0	1.1	6	1	3
Adams County	3.8	2.7	5.3	5	4	2

### Authorizing County by Admissions by Age

This table provides a summary of the top 25 Authorizing Counties admissions by age for calendar year 2021.

Table 8  
Top 25 Authorizing County Admissions by Age (January 1, 2021 through December 31, 2021)

Authorizing County	Age 10	Age 11	Age 12	Age 13	Age 14	Age 15	Age 16	Age 17	Age >17	Total Admissions
Cook County		2	3	22	69	132	216	341	40	825
Peoria County				12	25	26	28	39	6	136
Winnebago County			7	4	8	14	33	40	10	116
DuPage County			2	4	8	19	19	33	25	110
Madison County				4	9	22	14	30	8	87
St. Clair County		1		2	9	13	29	28		82
Kane County				3	6	13	29	25	4	80
Will County			1	4	7	11	26	29		78
Rock Island County	1			7	13	15	12	26	1	75
Champaign County				7	11	16	19	16	1	70
Lake County				4	9	16	12	17	3	61
Sangamon County			2	4	4	8	17	22	1	58
Vermilion County		1		3	5	14	22	12		57
LaSalle County				2	10	9	6	6		33
Kankakee County				1	2	9	11	9		32
Jefferson County				6	7	3	9	4	2	31
McLean County							12	10	5	27
Marion County				1	2	4	8	9	1	25
Knox County					8	2	5	8	1	24
Macon County				1	1	8	2	9	1	22
Kendall County						9	5	6	1	21
Out-of-State				3	5	4	5	3		20
McHenry County					1	1	2	13		17
Boone County						1	9	5		15
Adams County					2	5	4	4		15



## Authorizing County by Length of Stay

The table below provides an analysis of the LOS by Authorizing County for the calendar year 2021.

Table 9  
Top 25 Authorizing County by Length of Stay Category, Days (January 1, 2021 through December 31, 2021)

<b>Authorizing County</b>	<b>&lt;1-3 Days</b>	<b>4-8 Days</b>	<b>9-30 Days</b>	<b>&gt; 30 Days</b>	<b>Total Admissions</b>
Cook County	450	103	144	128	825
Peoria County	73	36	17	10	136
Winnebago County	47	19	34	16	116
DuPage County	60	26	16	8	110
Madison County	45	18	14	10	87
St. Clair County	52	13	12	5	82
Kane County	33	12	25	10	80
Will County	37	4	30	7	78
Rock Island County	33	8	28	6	75
Champaign County	33	10	22	5	70
Lake County	27	9	12	13	61
Sangamon County	28	5	21	4	58
Vermilion County	37	6	7	7	57
LaSalle County	8		14	11	33
Kankakee County	15	3	10	4	32
Jefferson County	15	3	11	2	31
McLean County	14	2	6	5	27
Marion County	14	3	5	3	25
Knox County	7	6	9	2	24
Macon County	9	10	1	2	22
Kendall County	13	3	3	2	21
Out-of-State	8	8	2	2	20
McHenry County	4	7	3	3	17
Boone County	2	4	6	3	15
Adams County	8	2	3	2	15

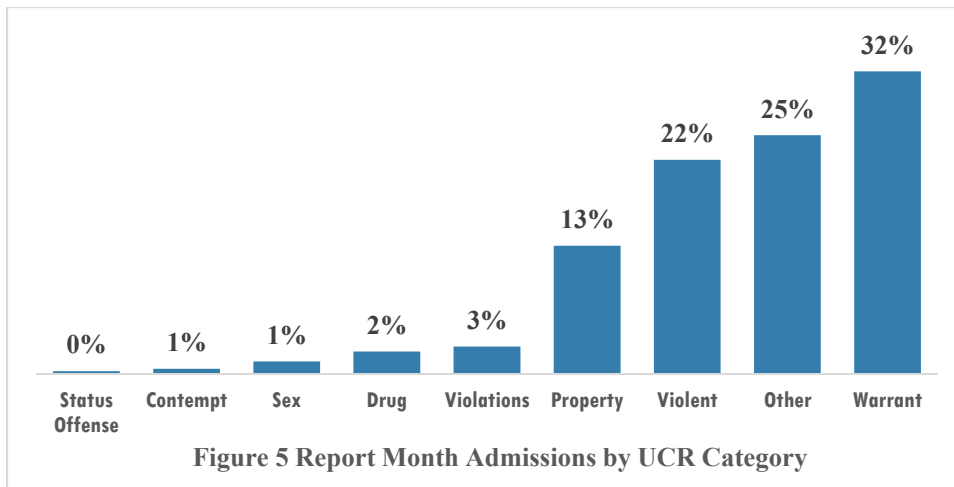
Presenting Offense Summary

**Uniform Crime Reporting Categories**

The following provides a summary of presenting offense by uniform crime reporting category.

Table 10  
Report Month by Admissions by UCR Offense Category

UCR Category	# Admissions	% Admissions
Status Offense	1	0%
Contempt	2	1%
Sex	5	1%
Drug	9	2%
Violations	11	3%
Property	52	13%
Violent	87	22%
Other	97	25%
Warrant	123	32%
<b>Total</b>	<b>387</b>	<b>100%</b>



## Other Category

This sub-section provides a closer review of the UCR Category of Other. The following table provides a summary of Other Category Presenting Offenses with greater than five admissions.

Table 11

Report Month by Other Category Admissions >5

<b>Presenting Offense</b>	<b>Admissions</b>
Warrant -- Delinquent	114
Unlawful Use of a Weapon	74
Aggravated Battery	26
Domestic Battery	26
Probation Violation	11
Vehicular Hijacking	8
Burglary	8
Motor Vehicle Theft	8
Murder -- First Degree	6
Stolen Property -- Receiving, Possession	6
Possession of Controlled Substance	6
Aggravated Discharge of a Firearm	5
Aggravated Vehicular Hijacking	5
Warrant -- Other (Name It)	5
Armed Violence	5

## Violent Category

This sub-section provides a closer review of the UCR Category of Violent. The following table provides a summary of Violent Category Presenting Offenses with greater than four admissions.

Table 12

Report Month by Violent Category Admissions > 5

<b>Presenting Offense</b>	<b>Admissions</b>
Warrant -- Delinquent	114
Unlawful Use of a Weapon	74
Aggravated Battery	26
Domestic Battery	26
Probation Violation	11
Vehicular Hijacking	8
Burglary	8
Motor Vehicle Theft	8
Murder -- First Degree	6
Stolen Property -- Receiving, Possession	6
Possession of Controlled Substance	6
Aggravated Discharge of a Firearm	5
Aggravated Vehicular Hijacking	5
Warrant -- Other (Name It)	5
Armed Violence	5

## Presenting Offense

This summary provides a summary of the top ten presenting offenses.

Table 13

Report Month by Admissions by Top Ten Presenting Offenses

<b>Presenting Offense</b>	<b>Admissions</b>
Warrant -- Delinquent	114
Unlawful Use of a Weapon	74
Domestic Battery	26
Aggravated Battery	26
Probation Violation	11
Motor Vehicle Theft	8
Vehicular Hijacking	8
Burglary	8
Possession of Controlled Substance	6
Murder -- First Degree	6

## Presenting Offense by Authorizing County

This summary provides a review of Authorizing County by Presenting Offense.

Table 14

Report Month 2021 Admissions by Authorizing County by Presenting Offense

<b>Authorizing County</b>	<b>Presenting Offense</b>	
<b>Adams County</b>	<b>Total</b>	<b>4</b>
	Warrant -- Other (Name It)	1
	Warrant -- Delinquent	1
	Aggravated Battery	1
	Possession of Cannabis 30 Gm & under	1
<b>Boone County</b>	<b>Total</b>	<b>1</b>
	Burglary	1
<b>Bureau County</b>	<b>Total</b>	<b>1</b>
	Warrant -- Other (Name It)	1
<b>Cass County</b>	<b>Total</b>	<b>1</b>
	Aggravated Assault	1
<b>Champaign County</b>	<b>Total</b>	<b>11</b>
	Warrant -- Delinquent	4
	Aggravated Battery	3
	Aggravated Criminal Sexual Abuse	1
	Unlawful Use of a Weapon	1
	Murder -- First Degree	1
	Armed Violence	1
<b>Christian County</b>	<b>Total</b>	<b>1</b>
	Domestic Battery	1
<b>Clay County</b>	<b>Total</b>	<b>1</b>
	Aggravated Battery	1
<b>Cook County</b>	<b>Total</b>	<b>128</b>
	Unlawful Use of a Weapon	49
	Warrant -- Delinquent	35
	Vehicular Hijacking	8

	Possession of Controlled Substance	4
	Aggravated Battery	4
	Stolen Property -- Receiving, Possession	3
	Aggravated Discharge of a Firearm	3
	Robbery	2
	Aggravated Vehicular Hijacking	2
	Unlawful Use or Possession of a Weapon by a Felon	2
	Aggravated Robbery	2
	Murder -- First Degree	2
	Theft from Motor Vehicle	1
	Home Invasion	1
	Burglary from Motor Vehicle	1
	Battery	1
	Domestic Battery	1
	Possession of Cannabis 30 Gm & under	1
	Escape -- Failure to Report	1
	Criminal Sexual Abuse	1
	Armed Robbery	1
	Reckless Discharge of Firearm	1
	Criminal Trespass to Vehicle	1
	Flee or Attempt to Elude Peace Officer	1
<b>Crawford County</b>	<b>Total</b>	<b>1</b>
	Warrant -- Delinquent	1
<b>DeKalb County</b>	<b>Total</b>	<b>2</b>
	Possession of Controlled Substance	1
	Aggravated Battery	1
<b>DeWitt County</b>	<b>Total</b>	<b>1</b>
	Warrant -- Delinquent	1
<b>DuPage County</b>	<b>Total</b>	<b>23</b>
	Warrant -- Delinquent	7
	Domestic Battery	4
	Unlawful Use of a Weapon	2
	Resist, Obstruct, or Disarm a Peace Officer	1
	Armed Robbery	1
	Aggravated Assault	1
	Armed Violence	1
	Robbery	1
	Battery	1
	Aggravated Discharge of a Firearm	1
	Violation of HDET	1
	Burglary	1
	Disorderly Conduct	1
<b>Franklin County</b>	<b>Total</b>	<b>1</b>
	Aggravated Battery	1
<b>Fulton County</b>	<b>Total</b>	<b>1</b>
	Obstructing Justice	1
<b>Henry County</b>	<b>Total</b>	<b>1</b>
	Residential Burglary -- Forcible Entry	1
<b>Jackson County</b>	<b>Total</b>	<b>2</b>
	Warrant -- Delinquent	1
	Motor Vehicle Theft	1
<b>Jefferson County</b>	<b>Total</b>	<b>4</b>
	Warrant -- Delinquent	3
	Motor Vehicle Theft	1
<b>Jersey County</b>	<b>Total</b>	<b>1</b>

	All other Sex Offenses	1
<b>Kane County</b>	<b>Total</b>	<b>12</b>
	Domestic Battery	3
	Unlawful Use of a Weapon	2
	Motor Vehicle Theft	2
	Burglary from Motor Vehicle	1
	Disorderly Conduct	1
	Warrant -- Delinquent	1
	Aggravated Battery	1
	Home Invasion	1
<b>Kankakee County</b>	<b>Total</b>	<b>3</b>
	Burglary	1
	In-State Warrant	1
	Domestic Battery	1
<b>Kendall County</b>	<b>Total</b>	<b>2</b>
	Warrant -- Delinquent	1
	Criminal Damage to Property	1
<b>Knox County</b>	<b>Total</b>	<b>4</b>
	Aggravated Battery	2
	Warrant -- Delinquent	1
	Over \$300	1
<b>Lake County</b>	<b>Total</b>	<b>11</b>
	Warrant -- Delinquent	4
	Probation Violation	2
	Aggravated Battery	2
	Unlawful Use of a Weapon	1
	Domestic Battery	1
	Possession of Controlled Substance	1
<b>LaSalle County</b>	<b>Total</b>	<b>3</b>
	Contempt of Court -- Del.	1
	Warrant -- Delinquent	1
	Domestic Battery	1
<b>Livingston County</b>	<b>Total</b>	<b>1</b>
	Probation Violation	1
<b>Macon County</b>	<b>Total</b>	<b>4</b>
	Unlawful Use of a Weapon	2
	Unlawful Use or Possession of a Weapon by a Felon	1
	Reckless Discharge of Firearm	1
<b>Madison County</b>	<b>Total</b>	<b>25</b>
	Warrant -- Delinquent	10
	Domestic Battery	4
	Unlawful Use of a Weapon	3
	Murder -- First Degree	3
	Criminal Trespass to Residence	1
	Aggravated Criminal Sexual Assault	1
	Aggravated Domestic Battery	1
	Reckless Homicide -- Vehicle	1
	Theft of Motor Vehicle Parts and Accessories	1
<b>McDonough County</b>	<b>Total</b>	<b>2</b>
	Warrant -- Delinquent	2
<b>McHenry County</b>	<b>Total</b>	<b>4</b>
	Warrant -- Delinquent	1
	Unlawful Use of a Weapon	1
	\$300 and Under	1
	Domestic Battery	1

<b>McLean County</b>	<b>Total</b>	<b>5</b>	
	Probation Violation	2	
	All Other Criminal Offenses	1	
	Warrant -- Delinquent	1	
	Robbery	1	
<b>Mercer County</b>	<b>Total</b>	<b>2</b>	
	Warrant -- Delinquent	2	
<b>Monroe County</b>	<b>Total</b>	<b>1</b>	
	Armed Violence	1	
<b>Morgan County</b>	<b>Total</b>	<b>1</b>	
	Aggravated Domestic Battery	1	
	Out-of-State	4	
	Aggravated Battery	2	
	Beyond Control of Parent	1	
	Aggravated Assault	1	
<b>Peoria County</b>	<b>Total</b>	<b>18</b>	
	Warrant -- Delinquent	11	
	Unlawful Use of a Weapon	1	
	Probation Violation	1	
	Burglary	1	
	Unlawful Use or Possession of a Weapon by a Felon	1	
	Contempt of Court -- Other (Name It)	1	
	Aggravated Battery	1	
	Domestic Battery	1	
	<b>Pope County</b>	<b>Total</b>	<b>1</b>
Warrant -- Delinquent		1	
<b>Randolph County</b>	<b>Total</b>	<b>2</b>	
	Burglary	2	
<b>Rock Island County</b>	<b>Total</b>	<b>11</b>	
	Warrant -- Delinquent	8	
	Resist, Obstruct, or Disarm a Peace Officer	1	
	Criminal Damage to Property	1	
	Domestic Battery	1	
<b>Saline County</b>	<b>Total</b>	<b>1</b>	
	Burglary	1	
<b>Sangamon County</b>	<b>Total</b>	<b>18</b>	
	Residential Burglary -- Forcible Entry	3	
	Stolen Property -- Receiving, Possession	3	
	Aggravated Battery	3	
	Armed Violence	2	
	Home Invasion	2	
	Unlawful Use of a Weapon	1	
	Warrant -- Delinquent	1	
	Resist, Obstruct, or Disarm a Peace Officer	1	
	Armed Robbery	1	
	Motor Vehicle Theft	1	
	<b>St. Clair County</b>	<b>Total</b>	<b>12</b>
		Probation Violation	3
Aggravated Vehicular Hijacking		3	
Unlawful Use of a Weapon		2	
Motor Vehicle Theft		2	
Warrant -- Delinquent		1	
<b>Stephenson County</b>	<b>Total</b>	<b>1</b>	
	Warrant -- Delinquent	1	

<b>Tazewell County</b>	<b>Total</b>	<b>2</b>
	Domestic Battery	1
	Criminal Damage to Property	1
<b>Union County</b>	<b>Total</b>	<b>2</b>
	Disorderly Conduct	1
	Criminal Sexual Assault	1
<b>Vermilion County</b>	<b>Total</b>	<b>13</b>
	Unlawful Use of a Weapon	5
	Aggravated Battery	2
	Warrant -- Delinquent	2
	Probation Violation	1
	Delivery of Cannabis Over 30 GM	1
	Domestic Battery	1
	Over \$300	1
<b>Warren County</b>	<b>Total</b>	<b>3</b>
	Aggravated Battery	1
	Warrant -- Delinquent	1
	Assault	1
<b>Will County</b>	<b>Total</b>	<b>14</b>
	Domestic Battery	4
	Warrant -- Other (Name It)	3
	Unlawful Use of a Weapon	3
	In-State Warrant	1
	Burglary from Motor Vehicle	1
	Burglary	1
	Aggravated Battery	1
<b>Williamson County</b>	<b>Total</b>	<b>1</b>
	Obstructing Justice	1
<b>Winneshago County</b>	<b>Total</b>	<b>18</b>
	Warrant -- Delinquent	11
	Out-of-State Warrant	1
	Motor Vehicle Theft	1
	Aggravated Domestic Battery	1
	Unlawful Use of a Weapon	1
	Arson	1
	Aggravated Discharge of a Firearm	1
Domestic Battery	1	
<b>Woodford County</b>	<b>Total</b>	<b>1</b>
	Probation Violation	1
<b>Grand Total</b>		<b>387</b>