



# JMIS Monthly Data Report.

Calendar Year 2021 and May 2021

The Illinois Juvenile Justice Commission (IJJC) is an advisory group responsible for administering federal juvenile justice grants, ensuring compliance with the Juvenile Justice and Delinquency Prevention Act, and advising the Governor and General Assembly on matters of juvenile justice. More information about IJJC is available at <http://ijjc.illinois.gov>.

The Center for Prevention Research and Development (CPRD) within the School of Social Work at the University of Illinois, Urbana-Champaign, created this report. CPRD seeks to support public policy in three ways: improving state and community capacity for prevention; improving prevention and educational practices through research and evaluation; and improving policies and decision making. More information about CPRD is available at <http://www.cprd.illinois.edu>



**ILLINOIS**

JUVENILE JUSTICE COMMISSION

**I ILLINOIS**

CPRD | Center for Prevention  
Research & Development  
SCHOOL OF SOCIAL WORK

## Introduction to JMIS Monthly Data Report

This report provides a summary of juvenile detention admissions for May 2021, comparison data between May 2020 and May 2021, Length of Stay for calendar year 2021, Admissions by Age for calendar year 2021 and summaries on Presenting Offense.

### Data Source

Juvenile detention data derived from the Juvenile Monitoring Information System (JMIS). JMIS is a web-based data platform, which gathers and disseminates data on the detention of youth in all juvenile detention facilities in Illinois. JMIS is a collaborative data system funded by the Illinois Juvenile Justice Commission with support from the Illinois Department of Human Services. JMIS is maintained by the Center for Prevention Research and Development, in the School of Social Work at the University of Illinois, Urbana-Champaign.

The Administrative Office of the Illinois Courts requires counties to report data on every admission of a youth to detention. Each detention center utilizes its own data collection system to process, track and monitor youth in their facility. Each detention center is responsible for getting their data into the JMIS system, either by uploading or hand entry, to populate JMIS with de-identified data for state and local analysis and planning. It is the responsibility of the detention centers to ensure that their data are accurate and complete in JMIS.

*JMIS is a dynamic database constantly updated by the 16 juvenile detention centers in Illinois. Therefore, the data submission frequency of any given detention center may affect the data contained within this report. **The data for this report was pulled from the JMIS database on June 30, 2021.** When detention centers experience technical difficulties with either uploading or manually entering data into JMIS, a notation has been added to the resulting summaries that have been affected.*

## State of Illinois Summary

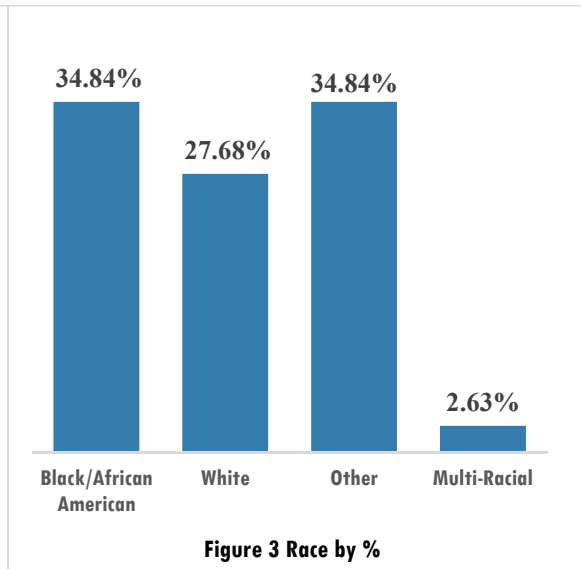
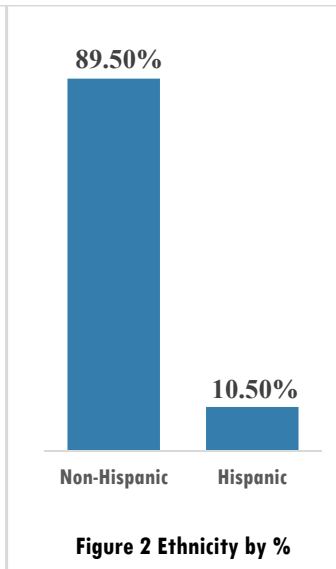
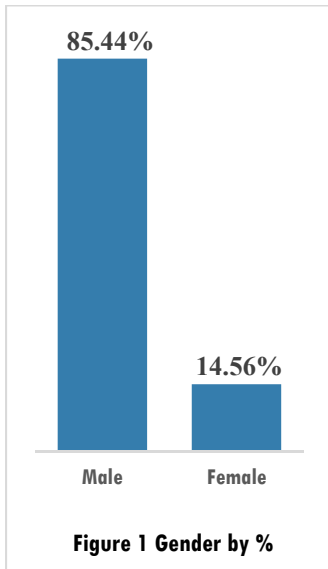
This section provides a brief analysis of juvenile detention admissions for the state of Illinois. For the reporting period of May 2021, there were 419 admissions reported. A further breakdown of the admissions for this month can be found in the following tables and figures.

### Juvenile Detention Admissions in Illinois by May 2021 by Gender, Ethnicity and Race, # and %

Female	61
Male	358

Hispanic	44
Non-Hispanic	375

Black/African American	146
White	116
Other	146
Multi-Racial	11



## Illinois Juvenile Detention Center Summary

### Detention Center by Average Daily Population

This summary provides a summary of Average Daily Population (ADP) and Admissions by juvenile detention center.

Table 4 Detention Center Average Daily Population (ADP) and Admissions.

<b>Detention Center</b>	<b>April 2021 ADP</b>	<b>May 2021 ADP</b>	<b>May 2020 ADP</b>	<b>April 2021 Admissions</b>	<b>May 2021 Admissions</b>	<b>May 2020 Admissions</b>
Adams County Youth Home	9.5	8.5	6.5	7	15	2
Champaign County Youth Home	6.1	8.8	18.8	11	17	4
Cook County Juvenile Detention Center	172.8	161.6	192.8	130	146	131
Franklin County Juvenile Detention	14.5	14.7	20.7	22	22	12
Kane County Detention Center	32.0	29.8	31.7	36	36	18
Knox County Mary Davis Detention	13.6	13.5	24.0	16	22	8
Lake County Detention Center	9.6	11.9	16.3	12	8	8
LaSalle County Detention Center	6.7	8.3	1.5	7	9	2
Madison County Detention Center	18.5	15.5	25.0	12	7	7
McLean County Juvenile Detention Center	10.2	11.8	9.3	9	12	7
Peoria County Detention Center	15.0	20.2	23.4	39	39	26
Sangamon County Detention Center	5.1	5.5	13.5	7	11	21
St. Clair County Detention Center	9.2	8.8	19.4	14	21	11
Vermilion Juvenile Detention Center	11.7	12.2	21.6	13	11	10
Will County Juvenile Detention Center	19.3	24.7	19.2	29	26	16
Winnebago County Detention Center	14.7	16.4	30.0	16	17	29
<b>State of Illinois Total</b>	<b>368.4</b>	<b>372.3</b>	<b>473.9</b>	<b>380.0</b>	<b>419.0</b>	<b>312.0</b>

### Detention Center Admissions by Age

This summary provides a breakdown of juvenile detention admissions by age for the calendar year 2021 by juvenile detention center.

Table 5  
2020 Detention Center Admissions by Age by Calendar Year 2020 (January 1, 2021 through December 31, 2021)

<b>Detention Center</b>	<b>Age 10</b>	<b>Age 11</b>	<b>Age 12</b>	<b>Age 13</b>	<b>Age 14</b>	<b>Age 15</b>	<b>Age 16</b>	<b>Age 17</b>	<b>Age &gt;17</b>	<b>Total Admissions</b>
Adams County Youth Home				2	6	9	13	11		<b>41</b>
Champaign County Youth Home				5	10	14	16	16	1	<b>62</b>
Cook County Juvenile Detention Center			2	18	55	115	180	282	34	<b>686</b>
Franklin County Juvenile Detention				7	13	17	32	39	6	<b>114</b>
Kane County Detention Center			2	6	14	42	59	74	25	<b>222</b>
Knox County Mary Davis Detention	1			9	20	18	21	39	3	<b>111</b>
Lake County Detention Center				3	8	13	9	14	3	<b>50</b>
LaSalle County Detention Center				2	8	9	5	6		<b>30</b>
Madison County Detention Center				4	7	21	11	27	7	<b>77</b>
McLean County Juvenile Detention Center				7	2	4	21	18	3	<b>55</b>

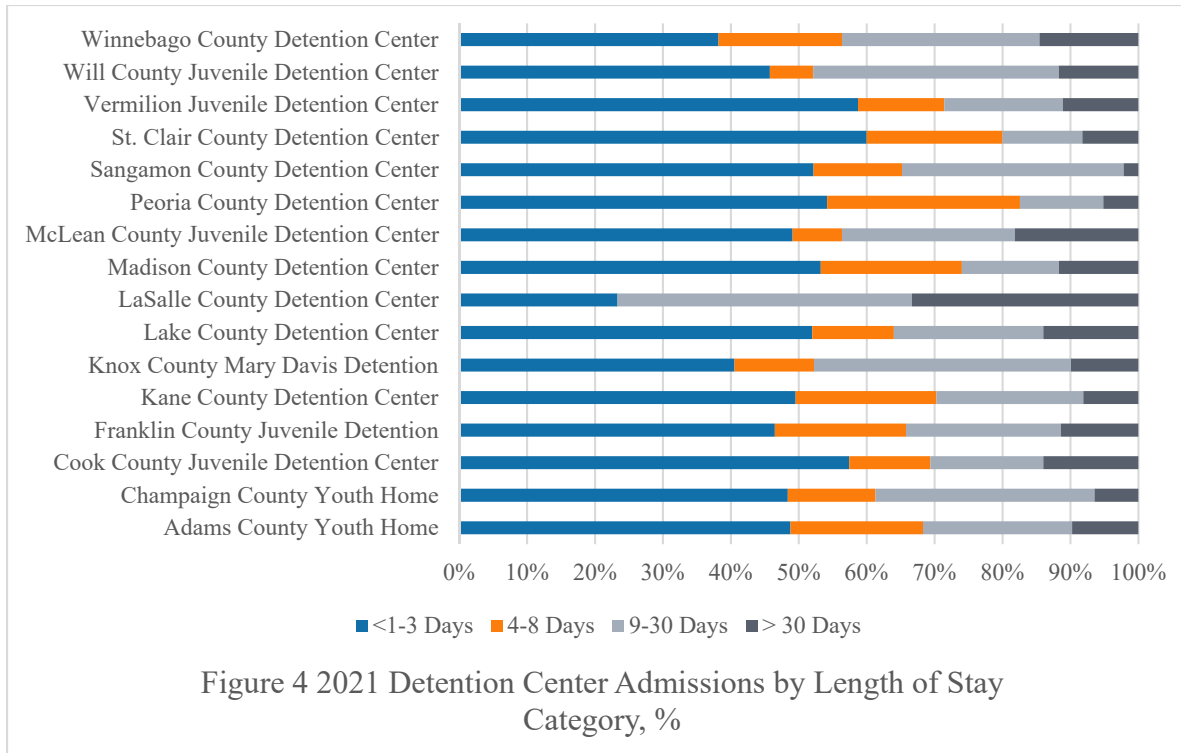
Peoria County Detention Center		1	11	25	35	34	44	5	<b>155</b>		
Sangamon County Detention Center		2	3	3	7	13	17	1	<b>46</b>		
St. Clair County Detention Center	1		2	11	12	26	33		<b>85</b>		
Vermilion Juvenile Detention Center		1	2	7	13	22	17	1	<b>63</b>		
Will County Juvenile Detention Center		1	4	9	16	33	31		<b>94</b>		
Winnebago County Detention Center		6	4	6	10	37	38	9	<b>110</b>		
<b>State of Illinois Total</b>		<b>1</b>	<b>1</b>	<b>15</b>	<b>89</b>	<b>204</b>	<b>355</b>	<b>532</b>	<b>706</b>	<b>98</b>	<b>2001</b>

### Detention Center by Length of Stay

This summary provides an analysis of a youth's Length of Stay (LOS) for calendar year 2021 by Detention Center. This is the complete time the youth is housed in a detention facility from admission. LOS is calculated based upon the admission and release dates and times for each admission. It is possible that the admission date occurred in calendar year 2020, prior to this reporting period, and the release date occurred in this reporting period.

Table 6  
2020 Detention Center Length of Stay Category by Days. (January 1, 2021 through December 31, 2021)

Detention Center	<1-3	4-8	9-30	> 30	Total Admissions
	Days	Days	Days	Days	
Adams County Youth Home	20	8	9	4	<b>41</b>
Champaign County Youth Home	30	8	20	4	<b>62</b>
Cook County Juvenile Detention Center	394	82	114	96	<b>686</b>
Franklin County Juvenile Detention	53	22	26	13	<b>114</b>
Kane County Detention Center	110	46	48	18	<b>222</b>
Knox County Mary Davis Detention	45	13	42	11	<b>111</b>
Lake County Detention Center	26	6	11	7	<b>50</b>
LaSalle County Detention Center	7		13	10	<b>30</b>
Madison County Detention Center	41	16	11	9	<b>77</b>
McLean County Juvenile Detention Center	27	4	14	10	<b>55</b>
Peoria County Detention Center	84	44	19	8	<b>155</b>
Sangamon County Detention Center	24	6	15	1	<b>46</b>
St. Clair County Detention Center	51	17	10	7	<b>85</b>
Vermilion Juvenile Detention Center	37	8	11	7	<b>63</b>
Will County Juvenile Detention Center	43	6	34	11	<b>94</b>
Winnebago County Detention Center	42	20	32	16	<b>110</b>
<b>State of Illinois Total</b>	<b>1034</b>	<b>306</b>	<b>429</b>	<b>232</b>	<b>2001</b>



### Illinois Authorizing County Detention Summary

This section of the report summarizes detention admissions by Authorizing County. Authoring County represents the county which authorizes the youth to be admitted and held in a juvenile detention facility. Illinois has a total of 102 Authoring Counties. For the purposes of this report, only the 25 Authoring Counties with the highest number of admissions for calendar year 2021 are summarized within this report.

### Authorizing County by Average Daily Population

The following table summarizes the top 25 Authorizing Counties by ADP and Admissions.

Table 7  
Top 25 Authorizing County Average Daily Population and Admissions

Authorizing County	April 2021 ADP	May 2021 ADP	May 2020 ADP	April 2021 Admissions	May 2021 Admissions	May 2020 Admissions
Cook County	172.8	161.6	192.8	130	146	131
Peoria County	12.3	17.0	17.2	30	28	22
Winnebago County	12.9	13.8	29.9	13	12	28
DuPage County	11.2	10.4	9.8	13	20	2
Madison County	18.5	15.5	20.0	12	7	7
St. Clair County	7.5	8.0	19.4	12	19	11
Kane County	14.5	12.3	15.7	18	7	7
Will County	13.0	16.2	16.9	21	14	12
Champaign County	6.1	8.8	18.8	11	17	3
Rock Island County	8.0	5.1	14.8	9	9	5
Lake County	9.6	11.9	16.3	12	8	8

Vermilion County	9.3	10.7	18.6	8	6	8
Sangamon County	5.1	5.4	13.5	7	10	21
Kankakee County	6.3	8.5	2.4	8	12	4
LaSalle County	6.7	8.3	1.5	7	8	2
McLean County	4.3	4.5	4.9	2	4	3
Jefferson County	3.0	2.5	1.3	4	6	2
Marion County	3.1	2.3	3.3	5	3	2
Macon County	1.3	1.8	3.2	4	9	0
Knox County	0.8	2.8	1.8	1	6	2
Kendall County	1.1	2.8	1.8	1	2	2
McHenry County	2.7	2.4	1.5	2	4	3
Out-of-State	1.2	1.7	0.3	3	5	2
Boone County	1.8	2.6		3	6	0
Stephenson County	0.6	0.2	1.3	0	2	2

### Authorizing County by Admissions by Age

This table provides a summary of the top 25 Authorizing Counties admissions by age for calendar year 2021.

Table 8  
Top 25 Authorizing County Admissions by Age (January 1, 2021 through December 31, 2021)

Authorizing County	Age 10	Age 11	Age 12	Age 13	Age 14	Age 15	Age 16	Age 17	Age >17	Total Admissions
Cook County			2	18	55	115	180	283	34	687
Peoria County				10	22	25	27	36	3	123
Winnebago County			6	4	6	10	28	35	9	98
DuPage County			2	3	8	18	18	27	22	98
Madison County				4	7	21	11	27	7	77
St. Clair County		1		1	7	11	26	27		73
Kane County				3	4	11	27	18	3	66
Will County			1	3	7	7	23	23		64
Champaign County				5	10	12	16	16	1	60
Rock Island County	1			4	10	10	9	23	1	58
Lake County				3	8	13	9	14	3	50
Vermilion County				2	5	14	17	10		48
Sangamon County			2	3	3	7	13	16	1	45
Kankakee County				1	2	9	10	7		29
LaSalle County				2	8	9	5	5		29
McLean County							11	10	3	24
Jefferson County				4	3	3	7	4	2	23
Marion County				1	1	4	8	7		21
Macon County				1	1	7	2	6	1	18
Knox County					7	2	4	5		18
Kendall County						9	2	6		17
McHenry County					1		2	13		16
Out-of-State				2	3	4	4	2		15
Boone County							9	4		13
Stephenson County				1	1	1	5	5		12

## Authorizing County by Length of Stay

The table below provides an analysis of the LOS by Authorizing County for the calendar year 2021.

Table 9  
Top 25 Authorizing County by Length of Stay Category, Days (January 1, 2021 through December 31, 2021)

<b>Authorizing County</b>	<b>&lt;1-3 Days</b>	<b>4-8 Days</b>	<b>9-30 Days</b>	<b>&gt; 30 Days</b>	<b>Total Admissions</b>
Cook County	395	82	114	96	687
Peoria County	72	31	14	6	123
Winnebago County	41	16	28	13	98
DuPage County	56	24	13	5	98
Madison County	41	16	11	9	77
St. Clair County	46	13	9	5	73
Kane County	29	8	22	7	66
Will County	29	3	25	7	64
Champaign County	29	8	19	4	60
Rock Island County	22	6	24	6	58
Lake County	26	6	11	7	50
Vermilion County	34	4	5	5	48
Sangamon County	24	5	15	1	45
Kankakee County	13	3	9	4	29
LaSalle County	6		13	10	29
McLean County	15	1	5	3	24
Jefferson County	10	3	9	1	23
Marion County	10	3	5	3	21
Macon County	8	8		2	18
Knox County	6	2	9	1	18
Kendall County	9	4	3	1	17
McHenry County	5	6	3	2	16
Out-of-State	6	7	1	1	15
Boone County	2	4	4	3	13
Stephenson County	5	2	2	3	12



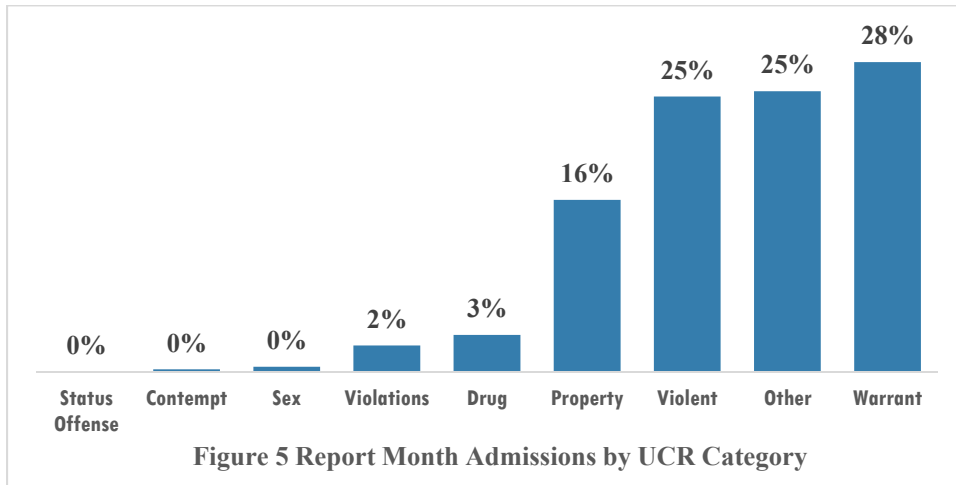
Presenting Offense Summary

**Uniform Crime Reporting Categories**

The following provides a summary of presenting offense by uniform crime reporting category.

Table 10  
Report Month by Admissions by UCR Offense Category

UCR Category	# Admissions	% Admissions
Status Offense	0	0%
Contempt	1	0%
Sex	2	0%
Violations	10	2%
Drug	14	3%
Property	65	16%
Violent	104	25%
Other	106	25%
Warrant	117	28%
<b>Total</b>	<b>419</b>	<b>100%</b>



### Other Category

This sub-section provides a closer review of the UCR Category of Other. The following table provides a summary of Other Category Presenting Offenses with greater than five admissions.

Table 11

Report Month by Other Category Admissions >5

<b>Presenting Offense</b>	<b>Admissions</b>
Warrant -- Delinquent	106
Unlawful Use of a Weapon	73
Domestic Battery	31
Aggravated Battery	26
Motor Vehicle Theft	15
Armed Robbery	11
Unlawful Use or Possession of a Weapon by a Felon	11
Probation Violation	10
Possession of Controlled Substance	10
Aggravated Assault	8
Murder -- First Degree	8
Vehicular Hijacking	8
Residential Burglary -- Forcible Entry	7
Stolen Property -- Receiving, Possession	7
Burglary	7
Warrant -- Other (Name It)	6
Criminal Damage to Property	6
Robbery	6
Battery	5

### Violent Category

This sub-section provides a closer review of the UCR Category of Violent. The following table provides a summary of Violent Category Presenting Offenses with greater than four admissions.

Table 12

Report Month by Violent Category Admissions > 5

<b>Presenting Offense</b>	<b>Admissions</b>
Warrant -- Delinquent	106
Unlawful Use of a Weapon	73
Domestic Battery	31
Aggravated Battery	26
Motor Vehicle Theft	15
Armed Robbery	11
Unlawful Use or Possession of a Weapon by a Felon	11
Probation Violation	10
Possession of Controlled Substance	10
Aggravated Assault	8
Murder -- First Degree	8
Vehicular Hijacking	8
Residential Burglary -- Forcible Entry	7
Stolen Property -- Receiving, Possession	7

Burglary	7
Warrant -- Other (Name It)	6
Criminal Damage to Property	6
Robbery	6
Battery	5

## Presenting Offense

This summary provides a summary of the top ten presenting offenses.

Table 13  
Report Month by Admissions by Top Ten Presenting Offenses

Presenting Offense	Admissions
Warrant -- Delinquent	106
Unlawful Use of a Weapon	73
Domestic Battery	31
Aggravated Battery	26
Motor Vehicle Theft	15
Unlawful Use or Possession of a Weapon by a Felon	11
Armed Robbery	11
Possession of Controlled Substance	10
Probation Violation	10
Aggravated Assault	8

## Presenting Offense by Authorizing County

This summary provides a review of Authorizing County by Presenting Offense.

Table 14  
Report Month 2020 Admissions by Authorizing County by Presenting Offense

Authorizing County	Presenting Offense	
<b>Adams County</b>	<b>Total</b>	<b>5</b>
	Warrant -- Other (Name It)	2
	Warrant -- Delinquent	1
	Aggravated Battery	1
	Unlawful Use or Possession of a Weapon by a Felon	1
<b>Boone County</b>	<b>Total</b>	<b>6</b>
	Warrant -- Delinquent	5
	Unlawful Use of a Weapon	1
<b>Champaign County</b>	<b>Total</b>	<b>17</b>
	Warrant -- Delinquent	7
	Aggravated Battery	2
	Motor Vehicle Theft	2
	Unlawful Possession of Firearms and Firearm Ammunition	1
	Warrant -- DOC	1
	Burglary	1

	Armed Robbery	1
	Domestic Battery	1
	Stolen Property -- Receiving, Possession	1
<b>Christian County</b>	<b>Total</b>	<b>3</b>
	Warrant -- Delinquent	2
	Aggravated Battery	1
<b>Clay County</b>	<b>Total</b>	<b>2</b>
	Residential Burglary -- Forcible Entry	2
<b>Coles County</b>	<b>Total</b>	<b>3</b>
	Probation Violation	2
	Warrant -- Delinquent	1
<b>Cook County</b>	<b>Total</b>	<b>146</b>
	Unlawful Use of a Weapon	54
	Warrant -- Delinquent	28
	Vehicular Hijacking	8
	Unlawful Use or Possession of a Weapon by a Felon	6
	Armed Robbery	6
	Possession of Controlled Substance	5
	Stolen Property -- Receiving, Possession	4
	Murder -- First Degree	4
	Domestic Battery	4
	Delivery or Possession w/Intent to Deliver	3
	Aggravated Vehicular Hijacking	3
	Burglary	2
	Robbery	2
	Criminal Damage to Property	2
	Criminal Sexual Assault	2
	Criminal Trespass to Vehicle	2
	Aggravated Discharge of a Firearm	1
	Aggravated Battery	1
	Out-of-State Warrant	1
	Aggravated Battery of a Senior Citizen	1
	Unlawful Sale or Purchase of Firearms	1
	Disorderly Conduct	1
	No Registration	1
	Retail Theft	1
	Aggravated Assault	1
	Probation Violation	1
	Home Invasion	1
<b>Crawford County</b>	<b>Total</b>	<b>1</b>
	Domestic Battery	1
<b>DeKalb County</b>	<b>Total</b>	<b>2</b>
	Warrant -- Delinquent	1
	Domestic Battery	1
<b>DuPage County</b>	<b>Total</b>	<b>20</b>
	Warrant -- Delinquent	7
	Domestic Battery	4
	Battery	2
	Aggravated Assault	1
	Possession of Controlled Substance	1
	Aggravated Battery	1
	Robbery	1
	Aggravated Discharge of a Firearm	1
	\$300 and Under	1
	Armed Violence	1

<b>Franklin County</b>	<b>Total</b>	<b>3</b>
	Warrant -- Delinquent	2
	Obstructing Justice	1
<b>Henry County</b>	<b>Total</b>	<b>1</b>
	Aggravated Battery	1
<b>Iroquois County</b>	<b>Total</b>	<b>2</b>
	Aggravated Assault	2
<b>Jackson County</b>	<b>Total</b>	<b>1</b>
	Warrant -- Delinquent	1
<b>Jefferson County</b>	<b>Total</b>	<b>6</b>
	Aggravated Battery	4
	Residential Burglary -- Forcible Entry	1
	Aggravated Assault	1
<b>Kane County</b>	<b>Total</b>	<b>7</b>
	Warrant -- Delinquent	3
	Aggravated Battery	1
	Murder -- First Degree	1
	Battery	1
	Motor Vehicle Theft	1
<b>Kankakee County</b>	<b>Total</b>	<b>12</b>
	Unlawful Use of a Weapon	3
	Domestic Battery	2
	Burglary from Motor Vehicle	1
	Armed Robbery	1
	Unlawful Possession of Firearms and Firearm Ammunition	1
	Criminal Damage to Government Supported Property	1
	Unlawful Use or Possession of a Weapon by a Felon	1
	Aggravated Battery	1
	Robbery	1
<b>Kendall County</b>	<b>Total</b>	<b>2</b>
	Warrant -- Delinquent	1
	\$300 and Under	1
<b>Knox County</b>	<b>Total</b>	<b>6</b>
	Motor Vehicle Theft	2
	Aggravated Assault	1
	Flee or Attempt to Elude Peace Officer	1
	Aggravated Battery	1
	Criminal Damage to Fire Fighting Apparatus	1
<b>Lake County</b>	<b>Total</b>	<b>8</b>
	Warrant -- Delinquent	1
	Stolen Property -- Receiving, Possession	1
	Resist, Obstruct, or Disarm a Peace Officer	1
	Credit Card Fraud	1
	Unlawful Use of a Weapon	1
	Disorderly Conduct	1
	Armed Violence	1
Domestic Battery	1	
<b>LaSalle County</b>	<b>Total</b>	<b>8</b>
	Warrant -- Delinquent	4
	Domestic Battery	3
	Contempt of Court -- Del.	1
<b>Livingston County</b>	<b>Total</b>	<b>1</b>
	Warrant -- Delinquent	1
<b>Macon County</b>	<b>Total</b>	<b>9</b>
	Armed Robbery	2

	Unlawful Use or Possession of a Weapon by a Felon	2
	Aggravated Battery	2
	Warrant -- Delinquent	1
	Unlawful Use of a Weapon	1
	Reckless Discharge of Firearm	1
<b>Macoupin County</b>	<b>Total</b>	<b>2</b>
	Arson	1
	Aggravated Battery	1
<b>Madison County</b>	<b>Total</b>	<b>7</b>
	Warrant -- Delinquent	5
	Aggravated Battery	1
	Domestic Battery	1
<b>Marion County</b>	<b>Total</b>	<b>3</b>
	Warrant -- Delinquent	2
	Arson	1
<b>Mason County</b>	<b>Total</b>	<b>1</b>
	Residential Burglary -- Forcible Entry	1
<b>McDonough County</b>	<b>Total</b>	<b>3</b>
	Warrant -- Delinquent	3
<b>McHenry County</b>	<b>Total</b>	<b>4</b>
	Warrant -- Delinquent	1
	Criminal Damage to Property	1
	Aggravated Battery	1
	Burglary from Motor Vehicle	1
<b>McLean County</b>	<b>Total</b>	<b>4</b>
	Warrant -- Other (Name It)	1
	Warrant -- Delinquent	1
	Home Invasion	1
	Possession of Controlled Substance	1
<b>Monroe County</b>	<b>Total</b>	<b>1</b>
	Burglary	1
	Out-of-State	5
	Domestic Battery	2
	Out-of-State Warrant	1
	Battery	1
	Criminal Damage to Property	1
<b>Peoria County</b>	<b>Total</b>	<b>28</b>
	Warrant -- Delinquent	11
	Probation Violation	4
	Unlawful Use of a Weapon	3
	Violation of HDET	2
	Domestic Battery	2
	Burglary	1
	Stolen Property -- Receiving, Possession	1
	Murder -- First Degree	1
	Aggravated Battery	1
	Aggravated Assault	1
	Residential Burglary -- Forcible Entry	1
<b>Pike County</b>	<b>Total</b>	<b>2</b>
	Warrant -- Delinquent	1
	Flee or Attempt to Elude Peace Officer	1
<b>Pope County</b>	<b>Total</b>	<b>1</b>
	\$300 and Under	1
<b>Randolph County</b>	<b>Total</b>	<b>1</b>
	Burglary	1

<b>Richland County</b>	<b>Total</b>	<b>2</b>
	Defacing Identification Mark of Firearm	2
<b>Rock Island County</b>	<b>Total</b>	<b>9</b>
	Motor Vehicle Theft	5
	Aggravated Battery	1
	Warrant -- Delinquent	1
	Aggravated Discharge of a Firearm	1
	Armed Robbery	1
<b>Sangamon County</b>	<b>Total</b>	<b>10</b>
	Warrant -- Delinquent	2
	Armed Violence	2
	Possession of Controlled Substance	1
	Intimidation	1
	Unlawful Use or Possession of a Weapon by a Felon	1
	Battery	1
	Motor Vehicle Theft	1
	Manufacture & Delivery of Controlled Substance	1
<b>St. Clair County</b>	<b>Total</b>	<b>19</b>
	Unlawful Use of a Weapon	5
	Warrant -- Delinquent	3
	Domestic Battery	3
	Unlawful Possession of Firearms and Firearm Ammunition	2
	Arson	1
	Criminal Damage to Property	1
	Aggravated Assault	1
	Burglary	1
	Probation Violation	1
	Residential Burglary -- Forcible Entry	1
<b>Stephenson County</b>	<b>Total</b>	<b>2</b>
	Warrant -- Delinquent	1
	Unlawful Use of a Weapon	1
<b>Tazewell County</b>	<b>Total</b>	<b>1</b>
	Warrant -- Delinquent	1
<b>Vermilion County</b>	<b>Total</b>	<b>6</b>
	Aggravated Battery	2
	Domestic Battery	2
	Warrant -- Delinquent	1
	Motor Vehicle Theft	1
<b>Warren County</b>	<b>Total</b>	<b>2</b>
	Resist, Obstruct, or Disarm a Peace Officer	1
	Criminal Damage to Property	1
<b>White County</b>	<b>Total</b>	<b>1</b>
	Warrant -- Delinquent	1
<b>Whiteside County</b>	<b>Total</b>	<b>1</b>
	Warrant -- Delinquent	1
<b>Will County</b>	<b>Total</b>	<b>14</b>
	Domestic Battery	3
	Warrant -- Other (Name It)	3
	Warrant -- Delinquent	2
	Unlawful Use of a Weapon	2
	Aggravated Battery	2
	Murder -- First Degree	1
Possession of Controlled Substance	1	
<b>Williamson County</b>	<b>Total</b>	<b>2</b>
	Residential Burglary -- Forcible Entry	1

	Disorderly Conduct	1
<b>Winnebago County</b>	<b>Total</b>	<b>12</b>
	Probation Violation	2
	Unlawful Use of a Weapon	2
	Robbery	2
	Disorderly Conduct	1
	Domestic Battery	1
	Motor Vehicle Theft	1
	Warrant -- Delinquent	1
	Murder -- First Degree	1
	Possession of Controlled Substance	1
<b>Woodford County</b>	<b>Total</b>	<b>5</b>
	Warrant -- Delinquent	2
	Motor Vehicle Theft	2
	Aggravated Battery	1
	<b>Grand Total</b>	<b>419</b>