



# JMIS Monthly Data Report.

Calendar Year 2021 and September 2021

The Illinois Juvenile Justice Commission (IJJC) is an advisory group responsible for administering federal juvenile justice grants, ensuring compliance with the Juvenile Justice and Delinquency Prevention Act, and advising the Governor and General Assembly on matters of juvenile justice. More information about IJJC is available at <http://ijjc.illinois.gov>.

The Center for Prevention Research and Development (CPRD) within the School of Social Work at the University of Illinois, Urbana-Champaign, created this report. CPRD seeks to support public policy in three ways: improving state and community capacity for prevention; improving prevention and educational practices through research and evaluation; and improving policies and decision making. More information about CPRD is available at <http://www.cprd.illinois.edu>



**ILLINOIS**

JUVENILE JUSTICE COMMISSION

**I ILLINOIS**

CPRD | Center for Prevention  
Research & Development  
SCHOOL OF SOCIAL WORK

## Introduction to JMIS Monthly Data Report

This report provides a summary of juvenile detention admissions for September 2021, comparison data between September 2020 and September 2021, Length of Stay for calendar year 2021, Admissions by Age for calendar year 2021 and summaries on Presenting Offense.

### Data Source

Juvenile detention data derived from the Juvenile Monitoring Information System (JMIS). JMIS is a web-based data platform, which gathers and disseminates data on the detention of youth in all juvenile detention facilities in Illinois. JMIS is a collaborative data system funded by the Illinois Juvenile Justice Commission with support from the Illinois Department of Human Services. JMIS is maintained by the Center for Prevention Research and Development, in the School of Social Work at the University of Illinois, Urbana-Champaign.

The Administrative Office of the Illinois Courts requires counties to report data on every admission of a youth to detention. Each detention center utilizes its own data collection system to process, track and monitor youth in their facility. Each detention center is responsible for getting their data into the JMIS system, either by uploading or hand entry, to populate JMIS with de-identified data for state and local analysis and planning. It is the responsibility of the detention centers to ensure that their data are accurate and complete in JMIS.

*JMIS is a dynamic database constantly updated by the 16 juvenile detention centers in Illinois. Therefore, the data submission frequency of any given detention center may affect the data contained within this report. **The data for this report was pulled from the JMIS database on November 17, 2021.** When detention centers experience technical difficulties with either uploading or manually entering data into JMIS, a notation has been added to the resulting summaries that have been affected.*

## State of Illinois Summary

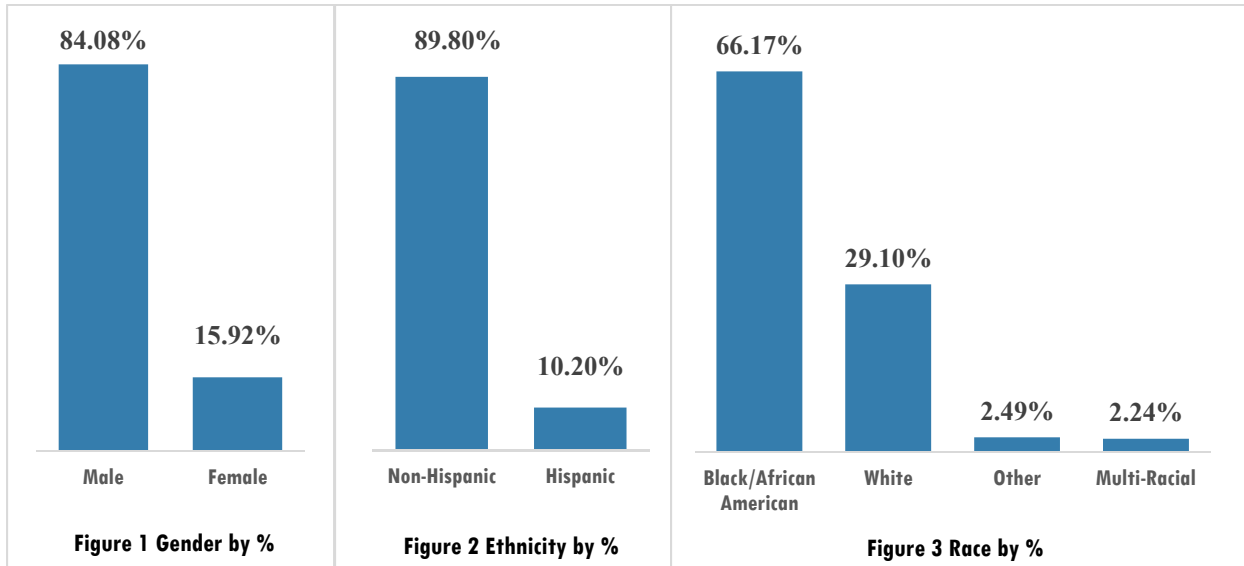
This section provides a brief analysis of juvenile detention admissions for the state of Illinois. For the reporting period of September 2021, there were 402 admissions reported. A further breakdown of the admissions for this month can be found in the following tables and figures.

### Juvenile Detention Admissions in Illinois by September 2021 by Gender, Ethnicity and Race, # and %

Female	64
Male	338

Hispanic	41
Non-Hispanic	361

Black/African American	266
White	117
Other	10
Multi-Racial	9



## Illinois Juvenile Detention Center Summary

### Detention Center by Average Daily Population

This summary provides a summary of Average Daily Population (ADP) and Admissions by juvenile detention center.

Table 4  
Detention Center Average Daily Population (ADP) and Admissions.

<b>Detention Center</b>	<b>August 2021 ADP</b>	<b>September 2021 ADP</b>	<b>September 2020 ADP</b>	<b>August 2021 Admissions</b>	<b>September 2021 Admissions</b>	<b>September 2020 Admissions</b>
Adams County Youth Home	10.2	12.8	8.3	16	9	7
Champaign County Youth Home	11.9	13.8	14.6	17	18	15
Cook County Juvenile Detention Center	187.5	183.1	172.5	134	131	146
Franklin County Juvenile Detention	14.9	15.1	15.6	25	16	12
Kane County Detention Center	32.3	31.6	33.2	38	40	31
Knox County Mary Davis Detention	22.0	17.9	21.3	25	19	18
Lake County Detention Center	11.1	10.7	17.3	18	18	17
LaSalle County Detention Center	7.5	5.3	3.5	2	4	5
Madison County Detention Center	13.1	10.5	29.0	10	5	12
McLean County Juvenile Detention Center	5.1	7.8	9.8	11	19	15
Peoria County Detention Center	26.3	25.9	23.6	49	49	28
Sangamon County Detention Center	12.4	10.5	7.4	13	18	11
St. Clair County Detention Center	12.0	12.7	24.0	26	14	0
Vermilion Juvenile Detention Center	11.8	12.9	13.7	8	9	22
Will County Juvenile Detention Center	23.9	19.5	25.9	16	10	23
Winnebago County Detention Center	17.6	17.8	28.0	20	23	26
<b>State of Illinois Total</b>	<b>419.3</b>	<b>408.0</b>	<b>447.7</b>	<b>428.0</b>	<b>402.0</b>	<b>388.0</b>

## Detention Center Admissions by Age

This summary provides a breakdown of juvenile detention admissions by age for the calendar year 2021 by juvenile detention center.

Table 5  
2021 Detention Center Admissions by Age by Calendar Year 2021 (January 1, 2021 through December 31, 2021)

<b>Detention Center</b>	<b>Age 10</b>	<b>Age 11</b>	<b>Age 12</b>	<b>Age 13</b>	<b>Age 14</b>	<b>Age 15</b>	<b>Age 16</b>	<b>Age 17</b>	<b>Age &gt;17</b>	<b>Total Admissions</b>
Adams County Youth Home			1	4	16	19	29	23		<b>92</b>
Champaign County Youth Home				8	24	30	38	32	2	<b>134</b>
Cook County Juvenile Detention Center		2	4	33	111	219	362	544	71	<b>1346</b>
Franklin County Juvenile Detention			1	16	31	34	56	64	10	<b>212</b>
Kane County Detention Center			6	16	37	79	95	128	50	<b>411</b>
Knox County Mary Davis Detention	1	1	4	20	43	46	43	70	5	<b>233</b>
Lake County Detention Center				10	17	30	24	36	7	<b>124</b>
LaSalle County Detention Center				2	13	14	11	13		<b>53</b>
Madison County Detention Center				7	12	24	22	34	8	<b>107</b>
McLean County Juvenile Detention Center				9	7	18	40	31	7	<b>112</b>
Peoria County Detention Center		2	3	31	59	80	79	94	26	<b>374</b>
Sangamon County Detention Center		2	3	8	11	19	32	44	1	<b>120</b>
St. Clair County Detention Center	1	1	1	6	23	36	55	64		<b>187</b>
Vermilion Juvenile Detention Center		2	2	8	14	18	37	30	1	<b>112</b>
Will County Juvenile Detention Center			1	10	11	26	51	54	1	<b>154</b>
Winnebago County Detention Center			10	9	13	28	69	68	22	<b>219</b>
<b>State of Illinois Total</b>	<b>2</b>	<b>10</b>	<b>36</b>	<b>197</b>	<b>442</b>	<b>720</b>	<b>1043</b>	<b>1329</b>	<b>211</b>	<b>3990</b>

## Detention Center by Length of Stay

This summary provides an analysis of a youth's Length of Stay (LOS) for calendar year 2021 by Detention Center. This is the complete time the youth is housed in a detention facility from admission. LOS is calculated based upon the admission and release dates and times for each admission. It is possible that the admission date occurred in calendar year 2020, prior to this reporting period, and the release date occurred in this reporting period.

Table 6  
2021 Detention Center Length of Stay Category by Days. (January 1, 2021 through December 31, 2021)

<b>Detention Center</b>	<b>&lt;1-3 Days</b>	<b>4-8 Days</b>	<b>9-30 Days</b>	<b>&gt; 30 Days</b>	<b>Total Admissions</b>
Adams County Youth Home	37	15	22	18	<b>92</b>
Champaign County Youth Home	65	19	32	18	<b>134</b>
Cook County Juvenile Detention Center	685	150	253	258	<b>1346</b>
Franklin County Juvenile Detention	89	35	59	30	<b>213</b>
Kane County Detention Center	190	84	74	63	<b>411</b>
Knox County Mary Davis Detention	74	37	93	29	<b>233</b>
Lake County Detention Center	55	17	26	26	<b>124</b>
LaSalle County Detention Center	10		23	20	<b>53</b>
Madison County Detention Center	49	23	19	16	<b>107</b>
McLean County Juvenile Detention Center	53	13	31	15	<b>112</b>
Peoria County Detention Center	186	96	54	38	<b>374</b>
Sangamon County Detention Center	56	19	31	14	<b>120</b>
St. Clair County Detention Center	103	27	41	16	<b>187</b>
Vermilion Juvenile Detention Center	54	15	24	19	<b>112</b>
Will County Juvenile Detention Center	68	9	53	24	<b>154</b>
Winnebago County Detention Center	90	36	55	38	<b>219</b>
<b>State of Illinois Total</b>	<b>1864</b>	<b>595</b>	<b>890</b>	<b>642</b>	<b>3991</b>

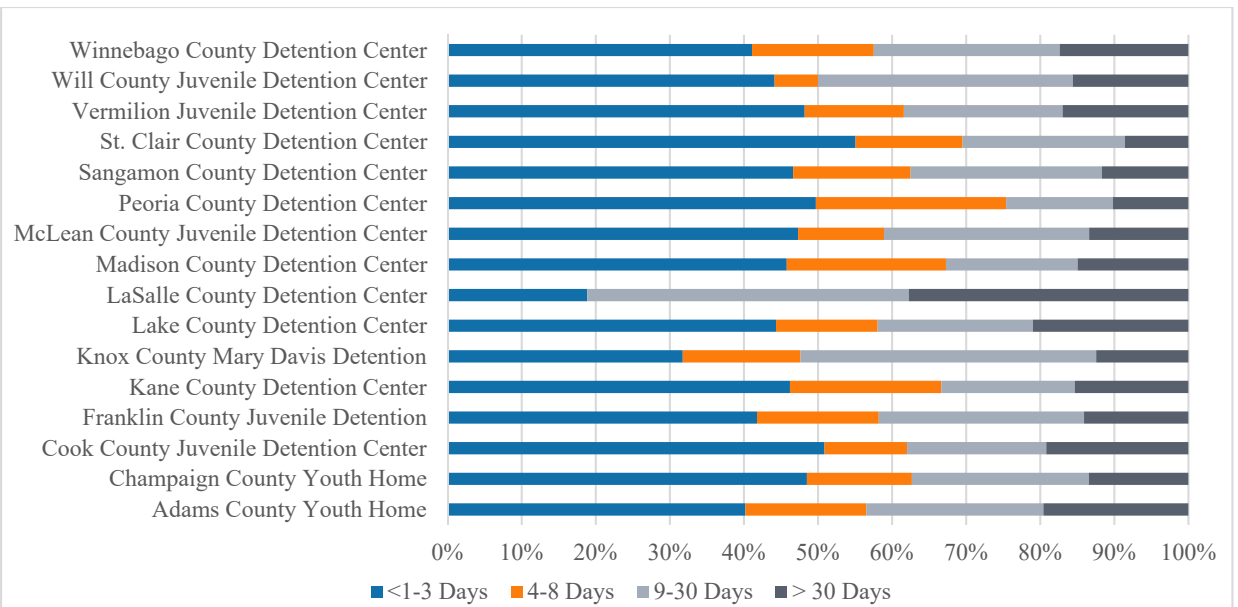


Figure 4 2021 Detention Center Admissions by Length of Stay Category, %

## Illinois Authorizing County Detention Summary

This section of the report summarizes detention admissions by Authorizing County. Authoring County represents the county which authorizes the youth to be admitted and held in a juvenile detention facility. Illinois has a total of 102 Authoring Counties. For the purposes of this report, only the 25 Authoring Counties with the highest number of admissions for calendar year 2021 are summarized within this report.

### Authorizing County by Average Daily Population

The following table summarizes the top 25 Authorizing Counties by ADP and Admissions.

Table 7  
Top 25 Authorizing County Average Daily Population and Admissions

Authorizing County	August 2021 ADP	September 2021 ADP	September 2020 ADP	August 2021 Admissions	September 2021 Admissions	September 2020 Admissions
Cook County	187.5	183.2	174.5	135	131	146
Peoria County	19.6	22.9	19.5	36	42	20
Winnebago County	17.3	15.5	25.7	18	20	26
DuPage County	9.9	9.7	6.1	14	15	14
St. Clair County	11.2	10.8	23.0	18	10	0
Kane County	13.2	14.2	20.0	14	15	13
Champaign County	11.7	13.2	14.5	16	17	14
Rock Island County	9.5	10.8	10.4	14	10	7
Lake County	11.1	10.7	17.3	18	18	17
Sangamon County	12.3	10.5	7.4	12	18	11
Will County	18.6	13.1	18.8	8	6	11
Madison County	12.9	10.2	27.3	9	5	12
Vermilion County	10.4	10.5	9.8	5	4	16
LaSalle County	7.5	5.3	3.5	2	4	5
Macon County	4.0	1.4	3.5	11	3	8
Jefferson County	3.1	4.5	0.1	10	2	1
Kankakee County	5.3	6.4	3.6	8	4	6
McLean County	2.1	2.7	1.8	2	6	3
Kendall County	4.6	4.8	2.4	4	5	3
Marion County	2.2	1.4	2.7	4	1	2
Knox County	2.3	1.9	3.1	3	5	7
Adams County	5.4	7.4	5.7	5	5	1
Tazewell County	1.7	2.5	2.0	4	8	9
Out-of-State	3.4	2.1	0.6	7	1	2
Boone County	0.4	2.3	0.4	2	3	0



## Authorizing County by Admissions by Age

This table provides a summary of the top 25 Authorizing Counties admissions by age for calendar year 2021.

Table 8  
Top 25 Authorizing County Admissions by Age (January 1, 2021 through December 31, 2021)

<b>Authorizing County</b>	<b>Age 10</b>	<b>Age 11</b>	<b>Age 12</b>	<b>Age 13</b>	<b>Age 14</b>	<b>Age 15</b>	<b>Age 16</b>	<b>Age 17</b>	<b>Age &gt;17</b>	<b>Total Admissions</b>
Cook County		2	4	33	111	219	363	545	71	<b>1348</b>
Peoria County		2	2	26	52	60	56	71	19	<b>288</b>
Winnebago County			10	9	12	23	54	60	22	<b>190</b>
DuPage County			2	8	13	35	25	46	37	<b>166</b>
St. Clair County		1	1	4	15	25	49	51		<b>146</b>
Kane County				4	17	22	40	36	13	<b>132</b>
Champaign County				8	24	26	39	32	1	<b>130</b>
Rock Island County	1	1	1	11	27	28	18	39	1	<b>127</b>
Lake County				10	17	30	24	36	7	<b>124</b>
Sangamon County		2	3	8	11	19	32	42	1	<b>118</b>
Will County			1	7	7	16	36	39	1	<b>107</b>
Madison County				7	12	24	21	34	8	<b>106</b>
Vermilion County		2		6	9	17	27	17		<b>78</b>
LaSalle County				2	13	14	11	12		<b>52</b>
Macon County				2	4	12	13	17	1	<b>49</b>
Jefferson County				7	10	6	14	9	2	<b>48</b>
Kankakee County				3	4	10	15	14		<b>46</b>
McLean County					1	3	18	14	6	<b>42</b>
Kendall County					2	12	10	13	1	<b>38</b>
Marion County				1	5	4	11	15	1	<b>37</b>
Knox County				1	10	5	8	12	1	<b>37</b>
Adams County					5	8	12	11		<b>36</b>
Tazewell County				3	4	6	8	7	7	<b>35</b>
Out-of-State			1	3	7	5	11	3		<b>30</b>
Boone County					1	5	15	9		<b>30</b>

## Authorizing County by Length of Stay

The table below provides an analysis of the LOS by Authorizing County for the calendar year 2021.

Table 9  
Top 25 Authorizing County by Length of Stay Category, Days (January 1, 2021 through December 31, 2021)

<b>Authorizing County</b>	<b>&lt;1-3 Days</b>	<b>4-8 Days</b>	<b>9-30 Days</b>	<b>&gt; 30 Days</b>	<b>Total Admissions</b>
Cook County	686	151	253	258	1348
Peoria County	157	65	37	29	288
Winnebago County	78	30	48	34	190
DuPage County	85	38	23	20	166
St. Clair County	80	19	36	11	146
Kane County	52	24	32	24	132
Champaign County	63	19	30	18	130
Rock Island County	42	19	53	13	127
Lake County	55	17	26	26	124
Sangamon County	55	18	31	14	118
Will County	43	4	42	18	107
Madison County	49	23	18	16	106
Vermilion County	46	6	10	16	78
LaSalle County	9		23	20	52
Macon County	17	21	6	5	49
Jefferson County	23	3	16	6	48
Kankakee County	24	5	11	6	46
McLean County	23	4	9	6	42
Kendall County	21	4	5	8	38
Marion County	15	3	15	4	37
Knox County	9	10	15	3	37
Adams County	17	6	5	8	36
Tazewell County	10	10	14	1	35
Out-of-State	10	11	6	3	30
Boone County	13	6	7	4	30

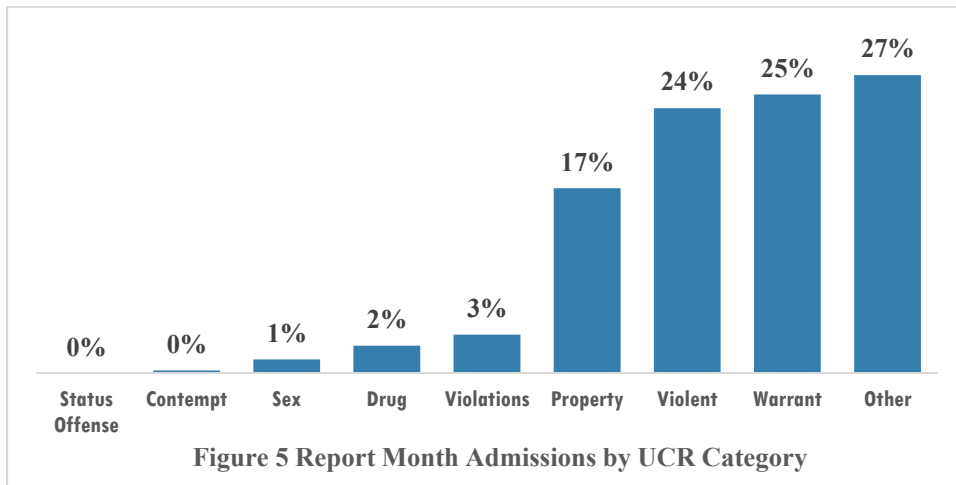
Presenting Offense Summary

**Uniform Crime Reporting Categories**

The following provides a summary of presenting offense by uniform crime reporting category.

Table 10  
Report Month by Admissions by UCR Offense Category

UCR Category	# Admissions	% Admissions
Status Offense	0	0%
Contempt	1	0%
Sex	5	1%
Drug	10	2%
Violations	14	3%
Property	67	17%
Violent	96	24%
Warrant	101	25%
Other	108	27%
<b>Total</b>	<b>402</b>	<b>100%</b>



## Other Category

This sub-section provides a closer review of the UCR Category of Other. The following table provides a summary of Other Category Presenting Offenses with greater than five admissions.

Table 11  
Report Month by Other Category Admissions >5

<b>Presenting Offense</b>	<b>Admissions</b>
Warrant -- Delinquent	90
Unlawful Use of a Weapon	67
Aggravated Battery	38
Motor Vehicle Theft	19
Probation Violation	14
Domestic Battery	14
Vehicular Hijacking	11
Battery	10
Disorderly Conduct	10
Burglary from Motor Vehicle	7
Aggravated Discharge of a Firearm	7
Armed Robbery	6
Mob Action	5
Aggravated Vehicular Hijacking	5
Burglary	5
Stolen Property -- Receiving, Possession	5
Aggravated Assault	5

## Violent Category

This sub-section provides a closer review of the UCR Category of Violent. The following table provides a summary of Violent Category Presenting Offenses with greater than four admissions.

Table 12  
Report Month by Violent Category Admissions > 5

<b>Presenting Offense</b>	<b>Admissions</b>
Warrant -- Delinquent	90
Unlawful Use of a Weapon	67
Aggravated Battery	38
Motor Vehicle Theft	19
Probation Violation	14
Domestic Battery	14
Vehicular Hijacking	11
Battery	10
Disorderly Conduct	10
Burglary from Motor Vehicle	7
Aggravated Discharge of a Firearm	7
Armed Robbery	6
Mob Action	5
Aggravated Vehicular Hijacking	5
Burglary	5
Stolen Property -- Receiving, Possession	5
Aggravated Assault	5

## Presenting Offense

This summary provides a summary of the top ten presenting offenses.

Table 13  
Report Month by Admissions by Top Ten Presenting Offenses

<b>Presenting Offense</b>	<b>Admissions</b>
Warrant -- Delinquent	90
Unlawful Use of a Weapon	67
Aggravated Battery	38
Motor Vehicle Theft	19
Probation Violation	14
Domestic Battery	14
Vehicular Hijacking	11
Battery	10
Disorderly Conduct	10
Aggravated Discharge of a Firearm	7

## Presenting Offense by Authorizing County

This summary provides a review of Authorizing County by Presenting Offense.

<b>Authorizing County</b>	<b>Presenting Offense</b>	
<b>Adams County</b>	<b>Total</b>	<b>5</b>
	Warrant -- Delinquent	3
	Aggravated Battery	2
<b>Boone County</b>	<b>Total</b>	<b>3</b>
	Battery	1
	Warrant -- Delinquent	1
	Unlawful Use of a Weapon	1
<b>Champaign County</b>	<b>Total</b>	<b>17</b>
	Motor Vehicle Theft	4
	Aggravated Battery	3
	Mob Action	2
	Warrant -- Delinquent	2
	Aggravated Discharge of a Firearm	2
	Domestic Battery	1
	Warrant -- DOC	1
	Unlawful Use of a Weapon	1
	Unlawful Sale or Purchase of Firearms	1
<b>Christian County</b>	<b>Total</b>	<b>3</b>
	Bomb Threat	1
	Warrant -- Delinquent	1
	Domestic Battery	1
<b>Coles County</b>	<b>Total</b>	<b>2</b>
	Warrant -- Delinquent	2
<b>Cook County</b>	<b>Total</b>	<b>131</b>
	Unlawful Use of a Weapon	55
	Warrant -- Delinquent	31
	Vehicular Hijacking	11
	Armed Robbery	5
	Aggravated Vehicular Hijacking	4
	Flee or Attempt to Elude Peace Officer	3
	Stolen Property -- Receiving, Possession	2
	Disorderly Conduct	2
	Aggravated Discharge of a Firearm	2
	Burglary	2
	Aggravated Assault	2
	Delivery of Cannabis Over 30 GM	1
	Reckless Discharge of Firearm	1
	Murder -- First Degree	1
	Criminal Trespass to Vehicle	1
	Retail Theft	1
	Armed Violence	1
	Battery	1
	Unlawful Use or Possession of a Weapon by a Felon	1
Juvenile Pimping	1	

	Assault	1
	Manufacture & Delivery of Controlled Substance	1
	Motor Vehicle Theft	1
<b>DeKalb County</b>	<b>Total</b>	<b>1</b>
	Violation of HDET	1
<b>DeWitt County</b>	<b>Total</b>	<b>4</b>
	Probation Violation	2
	Home Invasion	2
<b>Douglas County</b>	<b>Total</b>	<b>2</b>
	Unlawful Use or Possession of a Weapon by a Felon	1
	Motor Vehicle Theft	1
<b>DuPage County</b>	<b>Total</b>	<b>15</b>
	Warrant -- Delinquent	5
	Burglary from Motor Vehicle	2
	Possession of Controlled Substance	1
	Unlawful Use of a Weapon	1
	Reckless Discharge of Firearm	1
	Violation of HDET	1
	Battery	1
	Aggravated Robbery	1
	Aggravated Battery	1
	Disorderly Conduct	1
<b>Effingham County</b>	<b>Total</b>	<b>2</b>
	Assault	1
	Aggravated Assault	1
<b>Greene County</b>	<b>Total</b>	<b>1</b>
	Battery	1
<b>Iroquois County</b>	<b>Total</b>	<b>1</b>
	Aggravated Battery	1
<b>Jackson County</b>	<b>Total</b>	<b>2</b>
	Criminal Trespass to Residence	1
	\$300 and Under	1
<b>Jefferson County</b>	<b>Total</b>	<b>2</b>
	Disorderly Conduct	1
	Battery	1
<b>Jersey County</b>	<b>Total</b>	<b>1</b>
	Warrant -- Delinquent	1
<b>Kane County</b>	<b>Total</b>	<b>15</b>
	Warrant -- Delinquent	3
	Unlawful Use of a Weapon	2
	Aggravated Battery	2
	Residential Burglary -- Forcible Entry	1
	Criminal Sexual Abuse	1
	Unlawful Restraint (Includes Aggravated)	1
	Disorderly Conduct	1
	Battery	1
	Violation of Orders of Protection	1
	Domestic Battery	1
	Motor Vehicle Theft	1
<b>Kankakee County</b>	<b>Total</b>	<b>4</b>
	Warrant -- Delinquent	1
	Out-of-State Warrant	1
	Aggravated Battery	1
	In-State Warrant	1
<b>Kendall County</b>	<b>Total</b>	<b>5</b>

	Aggravated Battery	2
	Warrant -- Delinquent	2
	Disorderly Conduct	1
<b>Knox County</b>	<b>Total</b>	<b>5</b>
	Resist, Obstruct, or Disarm a Peace Officer	1
	\$300 and Under	1
	Warrant -- Delinquent	1
	Assault	1
	Criminal Damage to Property	1
<b>Lake County</b>	<b>Total</b>	<b>18</b>
	Warrant -- Delinquent	4
	Disorderly Conduct	2
	Unlawful Use of a Weapon	2
	Stolen Property -- Receiving, Possession	1
	Reckless Conduct	1
	Possession of Controlled Substance	1
	Criminal Sexual Abuse	1
	Reckless Discharge of Firearm	1
	Burglary	1
	Delivery of Cannabis Over 30 GM	1
	Aggravated Assault	1
	Domestic Battery	1
	Out-of-State Warrant	1
<b>LaSalle County</b>	<b>Total</b>	<b>4</b>
	Domestic Battery	1
	Contempt of Court -- Del.	1
	Armed Robbery	1
	Battery	1
<b>Lee County</b>	<b>Total</b>	<b>1</b>
	Arson	1
<b>Logan County</b>	<b>Total</b>	<b>1</b>
	Probation Violation	1
<b>Macon County</b>	<b>Total</b>	<b>3</b>
	Motor Vehicle Theft	2
	Murder -- First Degree	1
<b>Macoupin County</b>	<b>Total</b>	<b>1</b>
	Warrant -- Delinquent	1
<b>Madison County</b>	<b>Total</b>	<b>5</b>
	Domestic Battery	2
	Burglary from Motor Vehicle	2
	Assault	1
<b>Marion County</b>	<b>Total</b>	<b>1</b>
	Aggravated Battery	1
<b>McDonough County</b>	<b>Total</b>	<b>3</b>
	Warrant -- Delinquent	2
	Aggravated Battery	1
<b>McHenry County</b>	<b>Total</b>	<b>1</b>
	Disorderly Conduct	1
<b>McLean County</b>	<b>Total</b>	<b>6</b>
	Probation Violation	1
	Warrant -- DOC	1
	Warrant -- Delinquent	1
	Domestic Battery	1
	Aggravated Battery	1
	Identity Theft	1



<b>Mercer County</b>	<b>Total</b>	<b>1</b>
	Delivery or Possession w/Intent to Deliver	1
<b>Morgan County</b>	<b>Total</b>	<b>1</b>
	Aggravated Battery	1
<b>Moultrie County</b>	<b>Total</b>	<b>1</b>
	Warrant -- Delinquent	1
<b>Ogle County</b>	<b>Total</b>	<b>1</b>
	Aggravated Battery	1
	Out-of-State	1
	Aggravated Assault	1
<b>Peoria County</b>	<b>Total</b>	<b>42</b>
	Aggravated Battery	9
	Warrant -- Delinquent	9
	Motor Vehicle Theft	5
	Criminal Damage to Airport	3
	Unlawful Use of a Weapon	2
	Battery	2
	Domestic Battery	2
	Burglary from Motor Vehicle	2
	Probation Violation	2
	Mob Action	1
	Warrant -- DOC	1
	Residential Burglary -- Forcible Entry	1
	Theft from Building	1
	Resist, Obstruct, or Disarm a Peace Officer	1
Theft from Motor Vehicle	1	
<b>Pike County</b>	<b>Total</b>	<b>1</b>
	Possession of Methamphetamine	1
<b>Pope County</b>	<b>Total</b>	<b>1</b>
	Fraud	1
<b>Randolph County</b>	<b>Total</b>	<b>3</b>
	Burglary from Motor Vehicle	1
	Motor Vehicle Theft	1
	Domestic Battery	1
<b>Richland County</b>	<b>Total</b>	<b>1</b>
	Aggravated Battery	1
<b>Rock Island County</b>	<b>Total</b>	<b>10</b>
	Warrant -- Delinquent	4
	Aggravated Battery	2
	Battery	1
	Mob Action	1
	Home Invasion	1
	Burglary	1
<b>Saline County</b>	<b>Total</b>	<b>2</b>
	Bomb Threat	1
	Aggravated Battery	1
<b>Sangamon County</b>	<b>Total</b>	<b>18</b>
	Aggravated Battery	5
	Warrant -- Delinquent	3
	Stolen Property -- Receiving, Possession	2
	Motor Vehicle Theft	2
	Unlawful Possession of Firearms and Firearm Ammunition	2
	Robbery	1
	Burglary	1
	Over \$300	1

	Possession of Controlled Substance	1
<b>St. Clair County</b>	<b>Total</b>	<b>10</b>
	Probation Violation	2
	Motor Vehicle Theft	2
	Unlawful Possession of Firearms and Firearm Ammunition	1
	Aggravated Vehicular Hijacking	1
	Unlawful Use of a Weapon	1
	Warrant -- Delinquent	1
	Aggravated Discharge of a Firearm	1
	Murder -- First Degree	1
<b>Stephenson County</b>	<b>Total</b>	<b>1</b>
	Murder -- First Degree	1
<b>Tazewell County</b>	<b>Total</b>	<b>8</b>
	Probation Violation	3
	Warrant -- Delinquent	2
	Aggravated Criminal Sexual Abuse	1
	Child Pornography	1
	Mob Action	1
<b>Union County</b>	<b>Total</b>	<b>1</b>
	Kidnapping	1
<b>Vermilion County</b>	<b>Total</b>	<b>4</b>
	Warrant -- Delinquent	1
	Unlawful Use of a Weapon	1
	Aggravated Battery	1
	Robbery	1
<b>Wayne County</b>	<b>Total</b>	<b>1</b>
	Aggravated Arson	1
<b>White County</b>	<b>Total</b>	<b>1</b>
	Aggravated Battery	1
<b>Will County</b>	<b>Total</b>	<b>6</b>
	Warrant -- Other (Name It)	3
	Domestic Battery	2
	Possession of Controlled Substance	1
<b>Williamson County</b>	<b>Total</b>	<b>2</b>
	Aggravated Discharge of a Firearm	2
<b>Winnebago County</b>	<b>Total</b>	<b>20</b>
	Warrant -- Delinquent	8
	Probation Violation	3
	Aggravated Domestic Battery	2
	Possession of Cannabis 30 Gm & under	1
	Robbery	1
	Aggravated Robbery	1
	Unlawful Use of a Weapon	1
	Disorderly Conduct	1
	Aggravated Battery	1
	Domestic Battery	1
	<b>Grand Total</b>	<b>402</b>