



# JMIS Monthly Data Report.

Calendar Year 2021 and November 2021

The Illinois Juvenile Justice Commission (IJJC) is an advisory group responsible for administering federal juvenile justice grants, ensuring compliance with the Juvenile Justice and Delinquency Prevention Act, and advising the Governor and General Assembly on matters of juvenile justice. More information about IJJC is available at <http://ijjc.illinois.gov>.

The Center for Prevention Research and Development (CPRD) within the School of Social Work at the University of Illinois, Urbana-Champaign, created this report. CPRD seeks to support public policy in three ways: improving state and community capacity for prevention; improving prevention and educational practices through research and evaluation; and improving policies and decision making. More information about CPRD is available at <http://www.cprd.illinois.edu>



**ILLINOIS**

JUVENILE JUSTICE COMMISSION

**I ILLINOIS**

CPRD | Center for Prevention  
Research & Development  
SCHOOL OF SOCIAL WORK

## Introduction to JMIS Monthly Data Report

This report provides a summary of juvenile detention admissions for November 2021, comparison data between November 2020 and November 2021, Length of Stay for calendar year 2021, Admissions by Age for calendar year 2021 and summaries on Presenting Offense.

### Data Source

Juvenile detention data derived from the Juvenile Monitoring Information System (JMIS). JMIS is a web-based data platform, which gathers and disseminates data on the detention of youth in all juvenile detention facilities in Illinois. JMIS is a collaborative data system funded by the Illinois Juvenile Justice Commission with support from the Illinois Department of Human Services. JMIS is maintained by the Center for Prevention Research and Development, in the School of Social Work at the University of Illinois, Urbana-Champaign.

The Administrative Office of the Illinois Courts requires counties to report data on every admission of a youth to detention. Each detention center utilizes its own data collection system to process, track and monitor youth in their facility. Each detention center is responsible for getting their data into the JMIS system, either by uploading or hand entry, to populate JMIS with de-identified data for state and local analysis and planning. It is the responsibility of the detention centers to ensure that their data are accurate and complete in JMIS.

*JMIS is a dynamic database constantly updated by the 16 juvenile detention centers in Illinois. Therefore, the data submission frequency of any given detention center may affect the data contained within this report. **The data for this report was pulled from the JMIS database on January 5, 2022.** When detention centers experience technical difficulties with either uploading or manually entering data into JMIS, a notation has been added to the resulting summaries that have been affected.*

## State of Illinois Summary

This section provides a brief analysis of juvenile detention admissions for the state of Illinois. For the reporting period of November 2021, there were 415 admissions reported. A further breakdown of the admissions for this month can be found in the following tables and figures.

### Juvenile Detention Admissions in Illinois by November 2021 by Gender, Ethnicity and Race, # and %

Table 1 Report Month

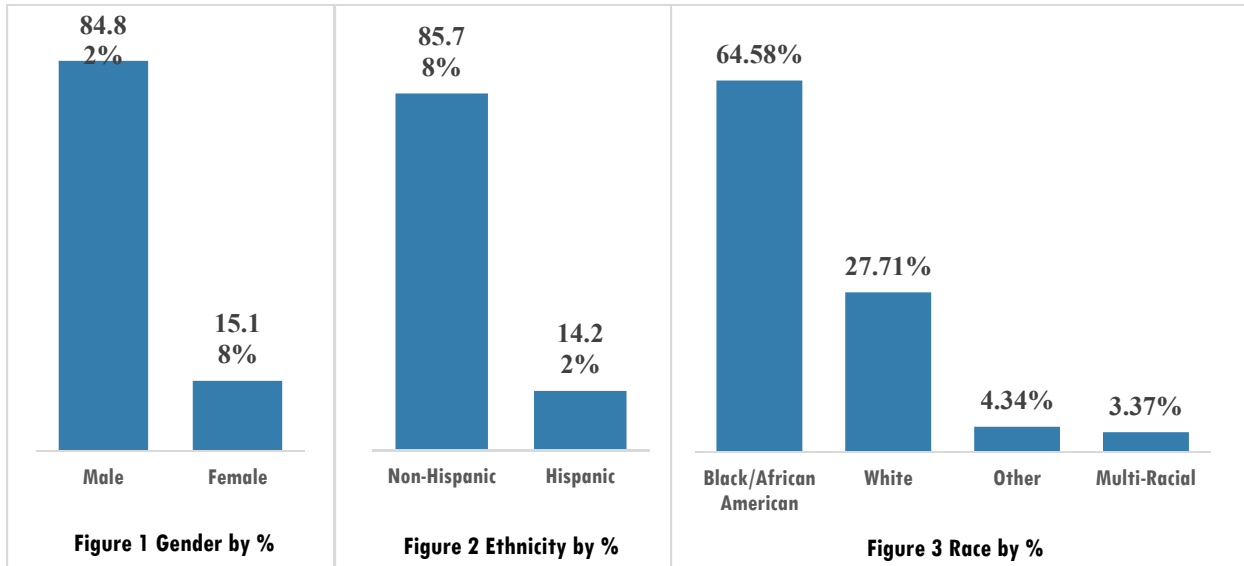
Gender	
Female	63
Male	352

Table 2 Report Month Ethnicity

Hispanic	59
Non-Hispanic	356

Table 3 Report Month Race

Black/African American	268
White	115
Other	18
Multi-Racial	14



## Illinois Juvenile Detention Center Summary

### Detention Center by Average Daily Population

This summary provides a summary of Average Daily Population (ADP) and Admissions by juvenile detention center.

Table 4  
Detention Center Average Daily Population (ADP) and Admissions.

<b>Detention Center</b>	<b>October 2021 ADP</b>	<b>November 2021 ADP</b>	<b>November 2020 ADP</b>	<b>October 2021 Admissions</b>	<b>November 2021 Admissions</b>	<b>November 2020 Admissions</b>
Adams County Youth Home	12.9	9.3	7.3	10	10	5
Champaign County Youth Home	13.5	14.7	14.6	13	12	18
Cook County Juvenile Detention Center	183.8	171.4	164.4	125	120	136
Franklin County Juvenile Detention	16.9	15.3	18.3	24	14	12
Kane County Detention Center	31.6	27.5	32.7	52	38	34
Knox County Mary Davis Detention	16.1	11.4	15.0	34	17	9
Lake County Detention Center	13.5	15.9	16.0	14	17	11
LaSalle County Detention Center	5.4	5.1	3.1	8	3	4
Madison County Detention Center	12.3	11.5	27.3	27	20	9
McLean County Juvenile Detention Center	7.0	9.7	6.1	9	19	9
Peoria County Detention Center	23.3	23.1	23.2	52	36	33
Sangamon County Detention Center	12.0	10.3	7.1	15	20	7
St. Clair County Detention Center	17.3	16.9	24.0	21	22	0
Vermilion Juvenile Detention Center	14.8	13.7	15.9	13	12	9
Will County Juvenile Detention Center	15.5	19.0	23.4	24	28	20
Winnebago County Detention Center	19.5	23.4	16.6	23	27	15
<b>State of Illinois Total</b>	<b>415.3</b>	<b>398.1</b>	<b>415.0</b>	<b>464.0</b>	<b>415.0</b>	<b>331.0</b>

## Detention Center Admissions by Age

This summary provides a breakdown of juvenile detention admissions by age for the calendar year 2021 by juvenile detention center.

Table 5

2021 Detention Center Admissions by Age by Calendar Year 2021 (January 1, 2021 through December 31, 2021)

<b>Detention Center</b>	<b>Age 10</b>	<b>Age 11</b>	<b>Age 12</b>	<b>Age 13</b>	<b>Age 14</b>	<b>Age 15</b>	<b>Age 16</b>	<b>Age 17</b>	<b>Age &gt;17</b>	<b>Total Admissions</b>
Adams County Youth Home			1	4	19	24	34	26		<b>108</b>
Champaign County Youth Home				9	26	37	42	37	2	<b>153</b>
Cook County Juvenile Detention Center		3	6	38	116	242	394	585	78	<b>1462</b>
Franklin County Juvenile Detention			2	17	34	36	61	67	10	<b>227</b>
Kane County Detention Center			9	21	50	91	118	151	52	<b>492</b>
Knox County Mary Davis Detention	1	1	4	23	49	53	55	83	5	<b>274</b>
Lake County Detention Center			1	11	19	38	34	46	8	<b>157</b>
LaSalle County Detention Center				2	13	14	11	15		<b>55</b>
Madison County Detention Center			1	11	21	42	42	49	13	<b>179</b>
McLean County Juvenile Detention Center			1	10	11	19	45	43	7	<b>136</b>
Peoria County Detention Center		3	6	41	76	111	101	108	28	<b>474</b>
Sangamon County Detention Center		2	3	11	13	23	36	51	1	<b>140</b>
St. Clair County Detention Center	1	1	1	9	28	41	61	71		<b>213</b>
Vermilion Juvenile Detention Center		2	2	8	16	26	38	33	1	<b>126</b>
Will County Juvenile Detention Center			1	16	19	36	60	73	1	<b>206</b>
Winnebago County Detention Center			10	13	14	33	79	78	23	<b>250</b>
<b>State of Illinois Total</b>	<b>2</b>	<b>12</b>	<b>48</b>	<b>244</b>	<b>524</b>	<b>866</b>	<b>1211</b>	<b>1516</b>	<b>229</b>	<b>4652</b>

## Detention Center by Length of Stay

This summary provides an analysis of a youth's Length of Stay (LOS) for calendar year 2021 by Detention Center. This is the complete time the youth is housed in a detention facility from admission. LOS is calculated based upon the admission and release dates and times for each admission. It is possible that the admission date occurred in calendar year 2020, prior to this reporting period, and the release date occurred in this reporting period.

Table 6  
2021 Detention Center Length of Stay Category by Days. (January 1, 2021 through December 31, 2021)

<b>Detention Center</b>	<b>&lt;1-3 Days</b>	<b>4-8 Days</b>	<b>9-30 Days</b>	<b>&gt; 30 Days</b>	<b>Total Admissions</b>
Adams County Youth Home	40	20	23	25	<b>108</b>
Champaign County Youth Home	71	25	35	22	<b>153</b>
Cook County Juvenile Detention Center	708	159	279	316	<b>1462</b>
Franklin County Juvenile Detention	96	38	60	34	<b>228</b>
Kane County Detention Center	224	101	96	71	<b>492</b>
Knox County Mary Davis Detention	90	44	108	32	<b>274</b>
Lake County Detention Center	72	19	30	36	<b>157</b>
LaSalle County Detention Center	9		25	21	<b>55</b>
Madison County Detention Center	86	39	31	23	<b>179</b>
McLean County Juvenile Detention Center	62	16	40	18	<b>136</b>
Peoria County Detention Center	229	118	76	51	<b>474</b>
Sangamon County Detention Center	72	21	33	14	<b>140</b>
St. Clair County Detention Center	114	30	47	22	<b>213</b>
Vermilion Juvenile Detention Center	59	15	29	23	<b>126</b>
Will County Juvenile Detention Center	102	11	62	31	<b>206</b>
Winnebago County Detention Center	97	43	64	46	<b>250</b>
<b>State of Illinois Total</b>	<b>2131</b>	<b>699</b>	<b>1038</b>	<b>785</b>	<b>4653</b>

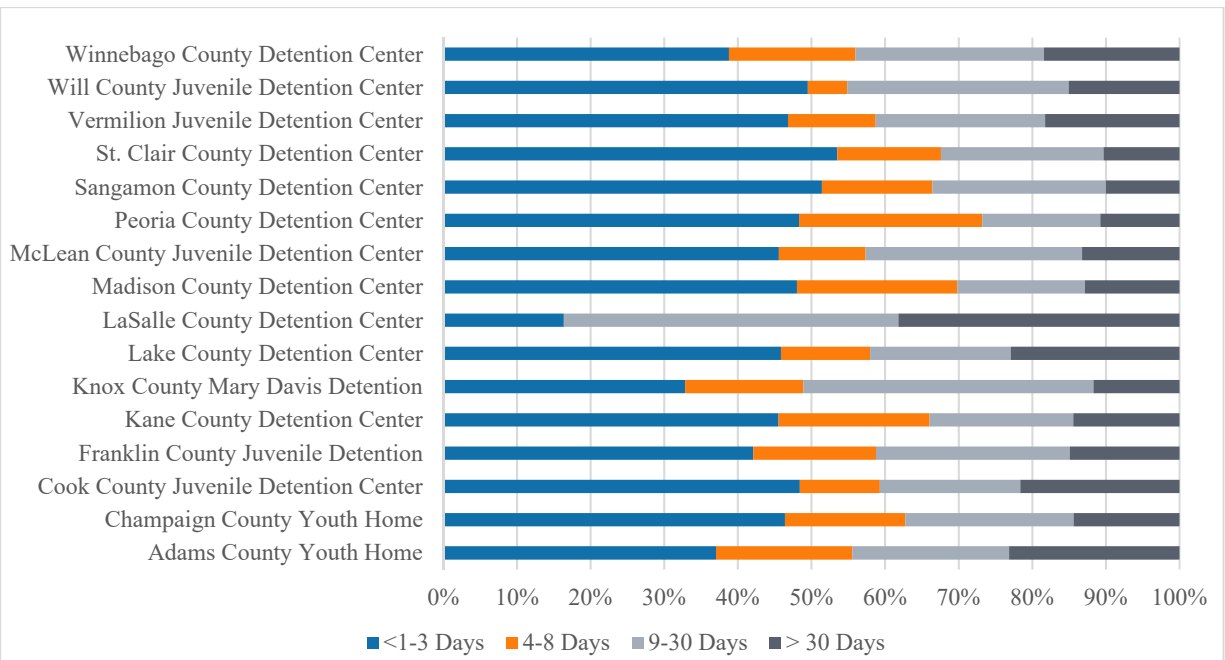


Figure 4 2021 Detention Center Admissions by Length of Stay Category, %

## Illinois Authorizing County Detention Summary

This section of the report summarizes detention admissions by Authorizing County. Authorizing County represents the county which authorizes the youth to be admitted and held in a juvenile detention facility. Illinois has a total of 102 Authorizing Counties. For the purposes of this report, only the 25 Authorizing Counties with the highest number of admissions for calendar year 2021 are summarized within this report.

### Authorizing County by Average Daily Population

The following table summarizes the top 25 Authorizing Counties by ADP and Admissions.

Table 7  
Top 25 Authorizing County Average Daily Population and Admissions

Authorizing County	October 2021 ADP	November 2021 ADP	November 2020 ADP	October 2021 Admissions	November 2021 Admissions	November 2020 Admissions
Cook County	183.8	171.4	166.4	125	120	136
Peoria County	20.6	18.6	18.0	44	33	30
Winnebago County	16.3	16.8	16.0	21	19	14
DuPage County	7.6	9.3	3.8	17	20	12
Madison County	12.3	10.9	26.3	27	18	9
St. Clair County	15.3	13.8	23.0	14	19	0
Lake County	13.5	15.9	16.0	14	17	12
Kane County	12.3	8.1	15.0	18	7	12
Champaign County	13.5	15.0	14.6	13	13	17
Rock Island County	6.8	4.6	7.5	19	11	7
Will County	10.7	11.4	16.5	14	21	16
Sangamon County	12.0	9.5	7.1	15	19	7
Vermilion County	11.1	10.0	11.9	6	10	4
Kankakee County	4.7	7.6	6.9	10	7	4
Macon County	1.1	2.1	4.4	4	2	4
LaSalle County	5.4	5.1	5.7	8	3	4
McLean County	2.5	4.7	3.4	3	8	6
Jefferson County	4.4	2.6	0.7	3	3	0
Kendall County	4.1	3.4	2.2	8	2	2
Knox County	2.1	0.5	0.2	5	0	1
Adams County	7.8	5.8	5.1	7	4	1
Marion County	0.9	1.2	0.3	6	2	2
Boone County	3.2	6.6	0.8	2	8	2
Out-of-State	2.4	3.1	0.7	1	3	3
Tazewell County	1.9	2.3	0.8	5	0	0



## Authorizing County by Admissions by Age

This table provides a summary of the top 25 Authorizing Counties admissions by age for calendar year 2021.

Table 8  
Top 25 Authorizing County Admissions by Age (January 1, 2021 through December 31, 2021)

<b>Authorizing County</b>	<b>Age 10</b>	<b>Age 11</b>	<b>Age 12</b>	<b>Age 13</b>	<b>Age 14</b>	<b>Age 15</b>	<b>Age 16</b>	<b>Age 17</b>	<b>Age &gt;17</b>	<b>Total Admissions</b>
Cook County		3	6	38	116	242	395	586	78	<b>1464</b>
Peoria County		3	5	36	68	89	75	84	20	<b>380</b>
Winnebago County			10	13	13	25	59	71	23	<b>214</b>
DuPage County			3	8	19	39	32	53	39	<b>193</b>
Madison County			1	10	21	42	40	46	13	<b>173</b>
St. Clair County		1	1	7	20	30	54	58		<b>171</b>
Lake County			1	11	19	38	34	46	8	<b>157</b>
Kane County			1	7	19	24	48	44	13	<b>156</b>
Champaign County				9	26	34	44	37	1	<b>151</b>
Rock Island County	1	1	1	12	31	31	22	45	1	<b>145</b>
Will County			1	10	14	24	41	51	1	<b>142</b>
Sangamon County		2	3	11	13	24	36	48	1	<b>138</b>
Vermilion County		2		6	11	22	27	19		<b>87</b>
Kankakee County				6	5	12	19	21		<b>63</b>
Macon County				2	5	13	15	18	1	<b>54</b>
LaSalle County				2	13	14	11	13		<b>53</b>
McLean County					3	3	19	20	6	<b>51</b>
Jefferson County				7	10	6	16	9	2	<b>50</b>
Kendall County					5	14	14	15	1	<b>49</b>
Knox County				2	11	7	10	14	1	<b>45</b>
Adams County					6	10	15	12		<b>43</b>
Marion County				1	6	5	11	16	1	<b>40</b>
Boone County					1	8	20	11		<b>40</b>
Out-of-State			2	3	7	5	12	7		<b>36</b>
Tazewell County				3	4	6	8	8	7	<b>36</b>

## Authorizing County by Length of Stay

The table below provides an analysis of the LOS by Authorizing County for the calendar year 2021.

Table 9  
Top 25 Authorizing County by Length of Stay Category, Days (January 1, 2021 through December 31, 2021)

<b>Authorizing County</b>	<b>&lt;1-3 Days</b>	<b>4-8 Days</b>	<b>9-30 Days</b>	<b>&gt; 30 Days</b>	<b>Total Admissions</b>
Cook County	709	160	279	316	1464
Peoria County	196	86	57	41	380
Winnebago County	87	37	53	37	214
DuPage County	92	47	32	22	193
Madison County	84	39	27	23	173
St. Clair County	94	22	40	15	171
Lake County	72	19	30	36	157
Kane County	65	25	40	26	156
Champaign County	71	25	33	22	151
Rock Island County	48	22	61	14	145
Will County	64	6	49	23	142
Sangamon County	72	20	32	14	138
Vermilion County	49	6	13	19	87
Kankakee County	37	5	13	8	63
Macon County	19	22	7	6	54
LaSalle County	7		25	21	53
McLean County	27	5	12	7	51
Jefferson County	23	3	16	8	50
Kendall County	28	5	6	10	49
Knox County	13	11	18	3	45
Adams County	18	9	5	11	43
Marion County	17	3	16	4	40
Boone County	13	7	11	9	40
Out-of-State	11	12	8	5	36
Tazewell County	10	10	15	1	36

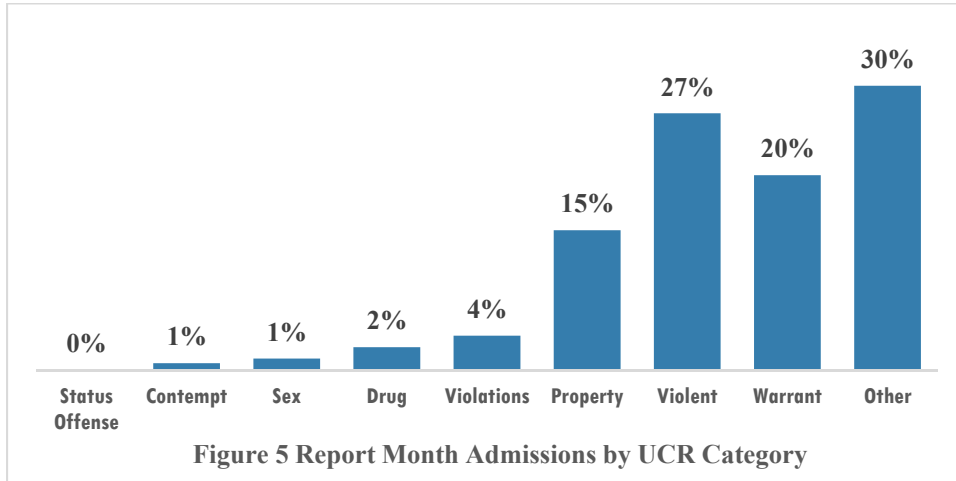
Presenting Offense Summary

**Uniform Crime Reporting Categories**

The following provides a summary of presenting offense by uniform crime reporting category.

Table 10  
Report Month by Admissions by UCR Offense  
Category

<b>UCR Category</b>	<b># Admissions</b>	<b>% Admissions</b>
Status Offense	0	0%
Contempt	3	1%
Sex	5	1%
Drug	10	2%
Violations	15	4%
Property	61	15%
Violent	112	27%
Warrant	85	20%
Other	124	30%
<b>Total</b>	<b>415</b>	<b>100%</b>



## Other Category

This sub-section provides a closer review of the UCR Category of Other. The following table provides a summary of Other Category Presenting Offenses with greater than five admissions.

Table 11  
Report Month by Other Category Admissions >5

<b>Presenting Offense</b>	<b>Admissions</b>
Unlawful Use of a Weapon	72
Unlawful Use or Possession of a Weapon by a Felon	15
Unlawful Possession of Firearms and Firearm Ammunition	5

## Violent Category

This sub-section provides a closer review of the UCR Category of Violent. The following table provides a summary of Violent Category Presenting Offenses with greater than four admissions.

Table 12  
Report Month by Violent Category Admissions > 5

<b>Presenting Offense</b>	<b>Admissions</b>
Aggravated Battery	43
Domestic Battery	33
Battery	8
Robbery	6
Armed Robbery	6

## Presenting Offense

This summary provides a summary of the top ten presenting offenses.

Table 13  
Report Month by Admissions by Top Ten Presenting Offenses

Presenting Offense	Admissions
Warrant -- Delinquent	76
Unlawful Use of a Weapon	72
Aggravated Battery	43
Domestic Battery	33
Unlawful Use or Possession of a Weapon by a Felon	15
Probation Violation	15
Motor Vehicle Theft	13
Vehicular Hijacking	9
Battery	8
Residential Burglary -- Forcible Entry	7

## Presenting Offense by Authorizing County

This summary provides a review of Authorizing County by Presenting Offense.

Table 14  
Report Month 2021 Admissions by Authorizing County by Presenting Offense

Authorizing County	Presenting Offense	
<b>Adams County</b>	<b>Total</b>	<b>4</b>
	Warrant -- Delinquent	2
	Domestic Battery	1
	Resist, Obstruct, or Disarm a Peace Officer	1
<b>Bond County</b>	<b>Total</b>	<b>1</b>
	Motor Vehicle Theft	1
<b>Boone County</b>	<b>Total</b>	<b>8</b>
	Warrant -- Delinquent	3
	Domestic Battery	2
	Aggravated Battery	1
	Battery	1
<b>Bureau County</b>	<b>Total</b>	<b>2</b>
	Probation Violation	2
<b>Champaign County</b>	<b>Total</b>	<b>13</b>
	Unlawful Possession of Firearms and Firearm Ammunition	2
	Aggravated Battery	2
	Unlawful Use or Possession of a Weapon by a Felon	1
	Child Pornography	1

	Robbery	1
	Driving under the Influence of Alcohol	1
	Unlawful Sale or Purchase of Firearms	1
	Mob Action	1
	Warrant -- Delinquent	1
	Residential Burglary -- Forcible Entry	1
	Retail Theft	1
<b>Christian County</b>	<b>Total</b>	<b>3</b>
	Aggravated Battery	2
	Violation of HDET	1
<b>Clinton County</b>	<b>Total</b>	<b>2</b>
	Warrant -- Delinquent	1
	Unlawful Use or Possession of a Weapon by a Felon	1
<b>Coles County</b>	<b>Total</b>	<b>1</b>
	Probation Violation	1
<b>Cook County</b>	<b>Total</b>	<b>120</b>
	Unlawful Use of a Weapon	48
	Warrant -- Delinquent	17
	Unlawful Use or Possession of a Weapon by a Felon	11
	Vehicular Hijacking	9
	Stolen Property -- Receiving, Possession	6
	Aggravated Discharge of a Firearm	4
	Aggravated Battery	3
	Murder -- First Degree	3
	Motor Vehicle Theft	2
	Possession of Controlled Substance	2
	Theft of Lost or Mislaid Property	2
	Assault	2
	Home Invasion	2
	Vehicular Invasion	1
	Aggravated Assault	1
	Bomb Threat	1
	Reckless Discharge of Firearm	1
	Armed Robbery	1
	Criminal Trespass to Residence	1
	Battery	1
	Criminal Trespass to Vehicle	1
	Domestic Dispute	1
<b>Crawford County</b>	<b>Total</b>	<b>1</b>
	Domestic Battery	1
<b>DeKalb County</b>	<b>Total</b>	<b>4</b>
	Warrant -- Delinquent	3
	Aggravated Battery	1
<b>DeWitt County</b>	<b>Total</b>	<b>1</b>
	Probation Violation	1
<b>DuPage County</b>	<b>Total</b>	<b>20</b>
	Warrant -- Delinquent	3
	Domestic Battery	3
	Reckless Discharge of Firearm	2
	Aggravated Battery	2
	Burglary	2
	Violation of HDET	2
	Criminal Damage to Government Supported Property	1
	Unlawful Use of a Weapon	1
	Unlawful Use of Drivers License	1

	Aggravated Assault	1
	Battery	1
	Possession of Controlled Substance	1
<b>Effingham County</b>	<b>Total</b>	<b>1</b>
	Unlawful Use of a Weapon	1
<b>Ford County</b>	<b>Total</b>	<b>1</b>
	Domestic Battery	1
<b>Henry County</b>	<b>Total</b>	<b>1</b>
	Reckless Conduct	1
<b>Iroquois County</b>	<b>Total</b>	<b>1</b>
	Unlawful Use of a Weapon	1
<b>Jackson County</b>	<b>Total</b>	<b>3</b>
	Domestic Battery	1
	Warrant -- Delinquent	1
	Forgery	1
<b>Jefferson County</b>	<b>Total</b>	<b>3</b>
	Armed Violence	1
	Warrant -- Delinquent	1
	False Fire Alarm	1
<b>Jersey County</b>	<b>Total</b>	<b>1</b>
	Aggravated Battery	1
<b>Jo Daviess County</b>	<b>Total</b>	<b>1</b>
	Aggravated Battery	1
<b>Kane County</b>	<b>Total</b>	<b>7</b>
	Aggravated Battery	2
	Warrant -- Delinquent	2
	Unlawful Use of a Weapon	1
	Domestic Battery	1
	Resist, Obstruct, or Disarm a Peace Officer	1
<b>Kankakee County</b>	<b>Total</b>	<b>7</b>
	Aggravated Battery	2
	Violation of HDET	2
	Unlawful Sale or Delivery of Firearm at School	1
	Motor Vehicle Theft	1
	Unlawful Possession of Firearms and Firearm Ammunition	1
<b>Kendall County</b>	<b>Total</b>	<b>2</b>
	Manufacture & Delivery of Controlled Substance	1
	All Other Disorderly Conduct	1
<b>Lake County</b>	<b>Total</b>	<b>17</b>
	Unlawful Use of a Weapon	3
	Probation Violation	2
	Criminal Sexual Assault	2
	Warrant -- Delinquent	2
	Stolen Property -- Receiving, Possession	1
	Burglary	1
	Unlawful Possession of Firearms and Firearm Ammunition	1
	Warrant -- DOC	1
	Battery	1
	Delivery or Possession w/Intent to Deliver	1
	Armed Robbery	1
	Domestic Battery	1
<b>LaSalle County</b>	<b>Total</b>	<b>3</b>
	Contempt of Court -- Del.	3
<b>Livingston County</b>	<b>Total</b>	<b>1</b>
	Domestic Battery	1

<b>Macon County</b>	<b>Total</b>	<b>2</b>
	Unlawful Use of a Weapon	2
<b>Macoupin County</b>	<b>Total</b>	<b>1</b>
	Warrant -- Delinquent	1
<b>Madison County</b>	<b>Total</b>	<b>18</b>
	Warrant -- Delinquent	3
	Unlawful Use of a Weapon	2
	Burglary from Motor Vehicle	2
	Domestic Battery	2
	Aggravated Battery	1
	Resist, Obstruct, or Disarm a Peace Officer	1
	Mob Action	1
	Warrant -- DOC	1
	Aggravated Vehicular Hijacking	1
	Aggravated Assault	1
	Delivery of Cannabis Over 30 GM	1
	Making a Terrorist Threat	1
	Escape -- Failure to Report	1
<b>Marion County</b>	<b>Total</b>	<b>2</b>
	Motor Vehicle Theft	1
	Home Invasion	1
<b>Mason County</b>	<b>Total</b>	<b>3</b>
	Domestic Battery	2
	Burglary	1
<b>McDonough County</b>	<b>Total</b>	<b>2</b>
	Domestic Battery	1
	Disorderly Conduct	1
<b>McHenry County</b>	<b>Total</b>	<b>4</b>
	Domestic Battery	2
	Possession of Controlled Substance	1
	Aggravated Battery	1
<b>McLean County</b>	<b>Total</b>	<b>8</b>
	Warrant -- Delinquent	5
	Probation Violation	2
	Unlawful Use of a Weapon	1
<b>Morgan County</b>	<b>Total</b>	<b>2</b>
	Flee or Attempt to Elude Peace Officer	2
	Out-of-State	3
	Battery	1
	Out-of-State Warrant	1
	Manufacture & Delivery of Controlled Substance	1
<b>Peoria County</b>	<b>Total</b>	<b>33</b>
	Warrant -- Delinquent	7
	Residential Burglary -- Forcible Entry	6
	Probation Violation	3
	Aggravated Battery	2
	Domestic Battery	2
	Battery	2
	Theft from Motor Vehicle	2
	Mob Action	2
	Criminal Trespass to Vehicle	1
	Unlawful Use or Possession of a Weapon by a Felon	1
	Unlawful Use of a Weapon	1
	Child Pornography	1
	Arson	1



	Theft from Building	1
	Motor Vehicle Theft	1
<b>Pike County</b>	<b>Total</b>	<b>1</b>
	All Other Disorderly Conduct	1
<b>Randolph County</b>	<b>Total</b>	<b>1</b>
	Criminal Sexual Assault	1
<b>Richland County</b>	<b>Total</b>	<b>3</b>
	Warrant -- Delinquent	3
<b>Rock Island County</b>	<b>Total</b>	<b>11</b>
	Aggravated Battery	2
	Disorderly Conduct	2
	Battery	1
	Unlawful Use of a Weapon	1
	Possession of Controlled Substance	1
	Burglary	1
	Unlawful Use or Possession of a Weapon by a Felon	1
	Assault	1
	Motor Vehicle Theft	1
<b>Sangamon County</b>	<b>Total</b>	<b>19</b>
	Aggravated Battery	7
	Warrant -- Delinquent	3
	Motor Vehicle Theft	3
	Armed Robbery	2
	No FOID Card	1
	Criminal Damage to Government Supported Property	1
	Warrant -- Other (Name It)	1
	Domestic Battery	1
<b>St. Clair County</b>	<b>Total</b>	<b>19</b>
	Robbery	5
	Warrant -- Delinquent	5
	Domestic Battery	3
	Unlawful Use of a Weapon	2
	Aggravated Battery	2
	Criminal Damage to Government Supported Property	1
	Aggravated Domestic Battery	1
<b>Stark County</b>	<b>Total</b>	<b>1</b>
	Obstructing Justice	1
<b>Vermilion County</b>	<b>Total</b>	<b>10</b>
	Warrant -- Delinquent	3
	Unlawful Use of a Weapon	2
	Aggravated Battery	2
	Motor Vehicle Theft	2
	Aggravated Assault	1
<b>Warren County</b>	<b>Total</b>	<b>1</b>
	Making a Terrorist Threat	1
<b>Will County</b>	<b>Total</b>	<b>21</b>
	Aggravated Battery	9
	Domestic Battery	7
	Warrant -- Delinquent	2
	Unlawful Use of a Weapon	1
	Unlawful Possession of Firearms and Firearm Ammunition	1
	Possession of Controlled Substance	1
<b>Williamson County</b>	<b>Total</b>	<b>1</b>
	Domestic Battery	1
<b>Winnebago County</b>	<b>Total</b>	<b>19</b>

	Warrant -- Delinquent	8
	Probation Violation	4
	Unlawful Use of a Weapon	3
	Armed Robbery	2
	Aggravated Arson	1
	Motor Vehicle Theft	1
<b>Woodford County</b>	<b>Total</b>	<b>1</b>
	Unlawful Use of a Weapon	1
	<b>Grand Total</b>	<b>415</b>