

JMIS Monthly Data Report.

Calendar Year 2021 and December 2021

The Illinois Juvenile Justice Commission (IJJC) is an advisory group responsible for administering federal juvenile justice grants, ensuring compliance with the Juvenile Justice and Delinquency Prevention Act, and advising the Governor and General Assembly on matters of juvenile justice. More information about IJJC is available at <http://ijjc.illinois.gov>.

The Center for Prevention Research and Development (CPRD) within the School of Social Work at the University of Illinois, Urbana-Champaign, created this report. CPRD seeks to support public policy in three ways: improving state and community capacity for prevention; improving prevention and educational practices through research and evaluation; and improving policies and decision making. More information about CPRD is available at <http://www.cprd.illinois.edu>



ILLINOIS

JUVENILE JUSTICE COMMISSION

I ILLINOIS

CPRD | Center for Prevention
Research & Development
SCHOOL OF SOCIAL WORK

Introduction to JMIS Monthly Data Report

This report provides a summary of juvenile detention admissions for December 2021, comparison data between December 2020 and December 2021, Length of Stay for calendar year 2021, Admissions by Age for calendar year 2021 and summaries on Presenting Offense.

Data Source

Juvenile detention data derived from the Juvenile Monitoring Information System (JMIS). JMIS is a web-based data platform, which gathers and disseminates data on the detention of youth in all juvenile detention facilities in Illinois. JMIS is a collaborative data system funded by the Illinois Juvenile Justice Commission with support from the Illinois Department of Human Services. JMIS is maintained by the Center for Prevention Research and Development, in the School of Social Work at the University of Illinois, Urbana-Champaign.

The Administrative Office of the Illinois Courts requires counties to report data on every admission of a youth to detention. Each detention center utilizes its own data collection system to process, track and monitor youth in their facility. Each detention center is responsible for getting their data into the JMIS system, either by uploading or hand entry, to populate JMIS with de-identified data for state and local analysis and planning. It is the responsibility of the detention centers to ensure that their data are accurate and complete in JMIS.

*JMIS is a dynamic database constantly updated by the 16 juvenile detention centers in Illinois. Therefore, the data submission frequency of any given detention center may affect the data contained within this report. **The data for this report was pulled from the JMIS database on February 2, 2022.** When detention centers experience technical difficulties with either uploading or manually entering data into JMIS, a notation has been added to the resulting summaries that have been affected.*

State of Illinois Summary

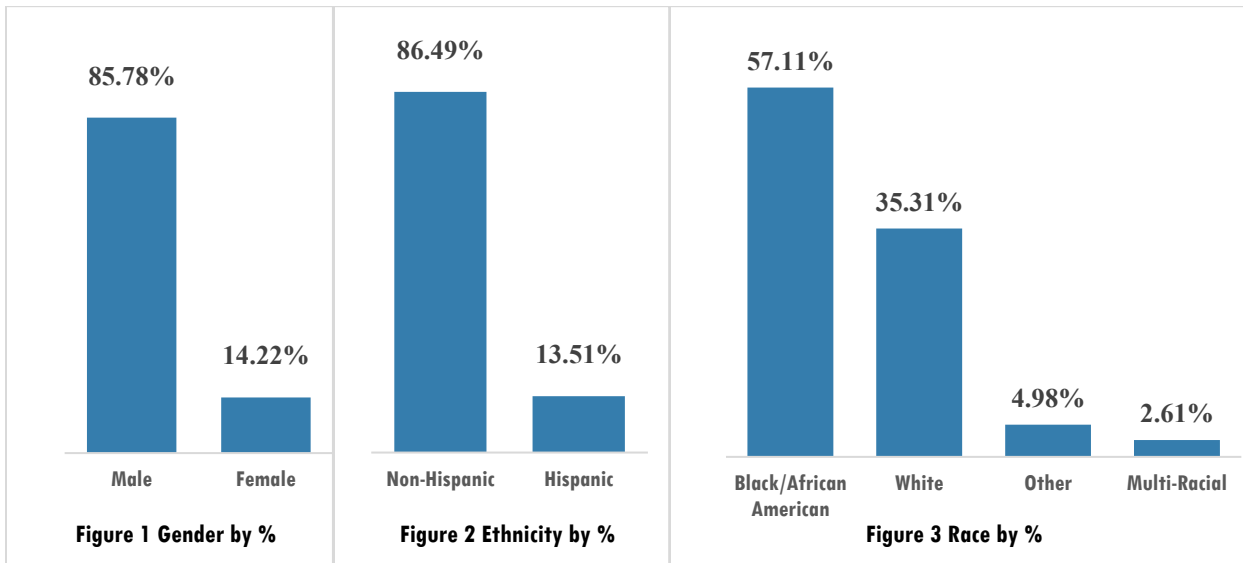
This section provides a brief analysis of juvenile detention admissions for the state of Illinois. For the reporting period of December 2021, there were 422 admissions reported. A further breakdown of the admissions for this month can be found in the following tables and figures.

Juvenile Detention Admissions in Illinois by December 2021 by Gender, Ethnicity and Race, # and %

Table 1 Report Month Gender	
Female	60
Male	362

Table 2 Report Month Ethnicity	
Hispanic	57
Non-Hispanic	365

Table 3 Report Month Race	
Black/African American	241
White	149
Other	21
Multi-Racial	11



Illinois Juvenile Detention Center Summary

Detention Center by Average Daily Population

This summary provides a summary of Average Daily Population (ADP) and Admissions by juvenile detention center.

Table 4
Detention Center Average Daily Population (ADP) and Admissions.

Detention Center	November 2021 ADP	December 2021 ADP	December 2020 ADP	November 2021 Admissions	December 2021 Admissions	December 2020 Admissions
Adams County Youth Home	9.3	13.0	10.1	10	6	4
Champaign County Youth Home	14.7	15.5	14.8	12	17	15
Cook County Juvenile Detention Center	171.4	157.7	168.5	121	117	125
Franklin County Juvenile Detention	15.3	14.2	16.5	14	18	9
Kane County Detention Center	27.5	28.9	31.0	38	61	32
Knox County Mary Davis Detention	11.4	18.3	13.7	17	34	15
Lake County Detention Center	15.9	17.4	13.6	17	16	11
LaSalle County Detention Center	5.1	3.8	5.6	3	3	5
Madison County Detention Center	11.6	15.9	22.4	21	18	10
McLean County Juvenile Detention Center	9.7	9.9	12.9	19	14	19
Peoria County Detention Center	23.1	23.0	21.7	36	47	27
Sangamon County Detention Center	10.3	13.3	7.3	20	13	9
St. Clair County Detention Center	16.9	11.0	24.0	22	13	0
Vermilion Juvenile Detention Center	13.7	12.6	13.4	12	6	10
Will County Juvenile Detention Center	19.0	14.5	21.5	28	15	21
Winnebago County Detention Center	23.4	23.4	19.3	27	24	19
State of Illinois Total	398.2	392.4	416.3	417.0	422.0	331.0

Detention Center Admissions by Age

This summary provides a breakdown of juvenile detention admissions by age for the calendar year 2021 by juvenile detention center.

Table 5

2021 Detention Center Admissions by Age by Calendar Year 2021 (January 1, 2021 through December 31, 2021)

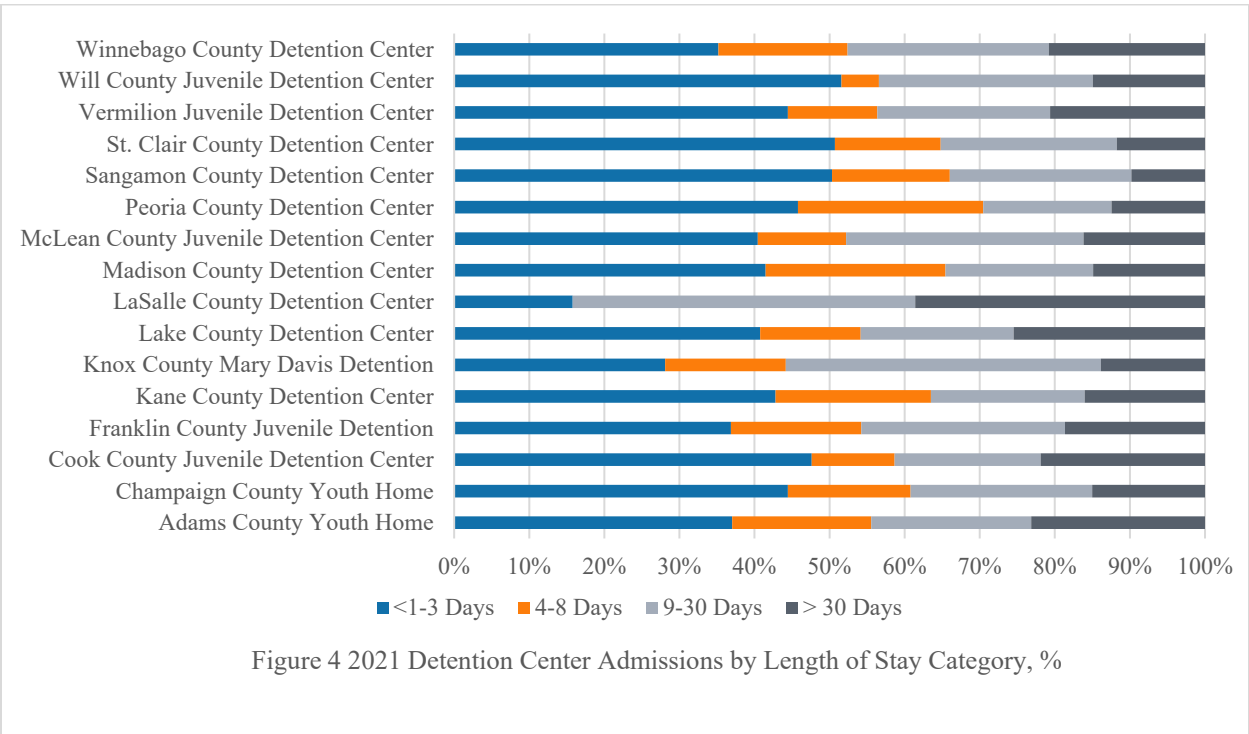
Detention Center	Age 10	Age 11	Age 12	Age 13	Age 14	Age 15	Age 16	Age 17	Age >17	Total Admissions
Adams County Youth Home			1	4	19	24	34	26		108
Champaign County Youth Home				9	26	37	42	37	2	153
Cook County Juvenile Detention Center		3	8	41	127	262	425	626	85	1577
Franklin County Juvenile Detention		1	2	17	34	37	63	71	10	235
Kane County Detention Center			9	22	50	91	118	151	52	493
Knox County Mary Davis Detention	1	1	4	23	47	55	55	83	5	274
Lake County Detention Center			1	11	19	38	34	46	8	157
LaSalle County Detention Center				2	13	15	12	15		57
Madison County Detention Center			1	11	21	44	45	51	15	188
McLean County Juvenile Detention Center			1	10	11	19	45	43	7	136
Peoria County Detention Center		3	6	41	75	111	102	108	28	474
Sangamon County Detention Center		2	3	14	16	26	37	54	1	153
St. Clair County Detention Center	1	1	1	9	28	41	61	71		213
Vermilion Juvenile Detention Center		2	2	8	16	26	38	33	1	126
Will County Juvenile Detention Center			1	16	20	39	65	79	1	221
Winnebago County Detention Center			10	13	14	33	79	78	23	250
State of Illinois Total	2	13	50	251	536	898	1255	1572	238	4815

Detention Center by Length of Stay

This summary provides an analysis of a youth's Length of Stay (LOS) for calendar year 2021 by Detention Center. This is the complete time the youth is housed in a detention facility from admission. LOS is calculated based upon the admission and release dates and times for each admission. It is possible that the admission date occurred in calendar year 2020, prior to this reporting period, and the release date occurred in this reporting period.

Table 6
2021 Detention Center Length of Stay Category by Days. (January 1, 2021 through December 31, 2021)

Detention Center	<1-3 Days	4-8 Days	9-30 Days	> 30 Days	Total Admissions
Adams County Youth Home	40	20	23	25	108
Champaign County Youth Home	68	25	37	23	153
Cook County Juvenile Detention Center	751	174	307	345	1577
Franklin County Juvenile Detention	87	41	64	44	236
Kane County Detention Center	211	102	101	79	493
Knox County Mary Davis Detention	77	44	115	38	274
Lake County Detention Center	64	21	32	40	157
LaSalle County Detention Center	9		26	22	57
Madison County Detention Center	78	45	37	28	188
McLean County Juvenile Detention Center	55	16	43	22	136
Peoria County Detention Center	217	117	81	59	474
Sangamon County Detention Center	77	24	37	15	153
St. Clair County Detention Center	108	30	50	25	213
Vermilion Juvenile Detention Center	56	15	29	26	126
Will County Juvenile Detention Center	114	11	63	33	221
Winnebago County Detention Center	88	43	67	52	250
State of Illinois Total	2100	728	1112	876	4816



Illinois Authorizing County Detention Summary

This section of the report summarizes detention admissions by Authorizing County. Authorizing County represents the county which authorizes the youth to be admitted and held in a juvenile detention facility. Illinois has a total of 102 Authorizing Counties. For the purposes of this report, only the 25 Authorizing Counties with the highest number of admissions for calendar year 2021 are summarized within this report.

Authorizing County by Average Daily Population

The following table summarizes the top 25 Authorizing Counties by ADP and Admissions.

Table 7
Top 25 Authorizing County Average Daily Population and Admissions

Authorizing County	November 2021 ADP	December 2021 ADP	December 2020 ADP	November 2021 Admissions	December 2021 Admissions	December 2020 Admissions
Cook County	171.4	157.7	168.5	121	117	125
Peoria County	18.6	16.3	15.8	33	42	19
Winnebago County	16.8	17.4	19.2	19	18	19
DuPage County	9.3	7.3	3.5	20	16	10
Madison County	11.0	14.0	22.1	19	15	10
St. Clair County	13.8	10.6	23.0	19	12	0
Kane County	8.1	10.5	17.2	7	22	16
Lake County	15.9	17.4	13.6	17	16	11
Will County	11.4	9.1	14.4	21	12	16
Sangamon County	9.5	14.3	7.1	19	14	8
Champaign County	15.0	16.6	14.7	13	18	14
Rock Island County	4.6	6.6	6.5	11	14	8
Vermilion County	10.0	9.2	11.5	10	2	8
Kankakee County	7.6	5.5	7.1	7	3	5
LaSalle County	5.1	3.3	7.7	3	2	5
Macon County	2.1	2.6	2.7	2	3	1
McLean County	4.7	2.8	6.9	8	4	10
Jefferson County	2.6	1.0	0.9	3	1	1
Kendall County	3.4	3.7	1.1	2	9	1
Knox County	0.5	3.4	0.9	0	8	1
Adams County	5.8	8.1	6.1	4	3	1
Marion County	1.2	1.2	0.5	2	3	0
Boone County	6.6	6.7	0.1	8	9	0
Out-of-State	3.1	3.4	1.0	3	3	2
Tazewell County	2.3	2.2	2.2	0	1	6

Authorizing County by Admissions by Age

This table provides a summary of the top 25 Authorizing Counties admissions by age for calendar year 2021.

Table 8
Top 25 Authorizing County Admissions by Age (January 1, 2021 through December 31, 2021)

Authorizing County	Age 10	Age 11	Age 12	Age 13	Age 14	Age 15	Age 16	Age 17	Age >17	Total Admissions
Cook County		3	8	41	127	262	426	627	85	1579
Peoria County		3	5	36	67	89	76	84	20	380
Winnebago County			10	13	13	25	59	71	23	214
DuPage County			3	8	19	39	32	53	39	193
Madison County			1	10	21	44	42	48	15	181
St. Clair County		1	1	7	20	30	54	58		171
Kane County			1	8	19	24	48	44	13	157
Lake County			1	11	19	38	34	46	8	157
Will County			1	10	15	27	44	56	1	154
Sangamon County		2	3	14	16	27	37	51	1	151
Champaign County				9	26	34	44	37	1	151
Rock Island County	1	1	1	12	29	33	22	45	1	145
Vermilion County		2		6	11	22	27	19		87
Kankakee County				6	5	12	21	22		66
LaSalle County				2	13	15	12	13		55
Macon County				2	5	13	15	18	1	54
McLean County					3	3	19	20	6	51
Jefferson County				7	10	6	16	9	2	50
Kendall County					5	14	14	15	1	49
Knox County				2	11	7	10	14	1	45
Adams County					6	10	15	12		43
Marion County				1	6	5	12	16	1	41
Boone County					1	8	20	11		40
Out-of-State			2	3	7	5	12	7		36
Tazewell County				3	4	6	8	8	7	36

Authorizing County by Length of Stay

The table below provides an analysis of the LOS by Authorizing County for the calendar year 2021.

Table 9
Top 25 Authorizing County by Length of Stay Category, Days (January 1, 2021 through December 31, 2021)

Authorizing County	<1-3 Days	4-8 Days	9-30 Days	> 30 Days	Total Admissions
Cook County	752	175	307	345	1579
Peoria County	186	85	62	47	380
Winnebago County	81	37	54	42	214
DuPage County	89	47	34	23	193
Madison County	78	45	30	28	181
St. Clair County	89	22	42	18	171
Kane County	63	26	40	28	157
Lake County	64	21	32	40	157
Will County	73	6	50	25	154
Sangamon County	77	23	36	15	151
Champaign County	68	25	35	23	151
Rock Island County	44	22	63	16	145
Vermilion County	47	6	13	21	87
Kankakee County	40	5	13	8	66
LaSalle County	8		25	22	55
Macon County	17	22	7	8	54
McLean County	27	5	12	7	51
Jefferson County	21	3	17	9	50
Kendall County	26	5	7	11	49
Knox County	12	11	18	4	45
Adams County	18	9	5	11	43
Marion County	16	3	18	4	41
Boone County	9	7	14	10	40
Out-of-State	9	12	9	6	36
Tazewell County	9	10	16	1	36

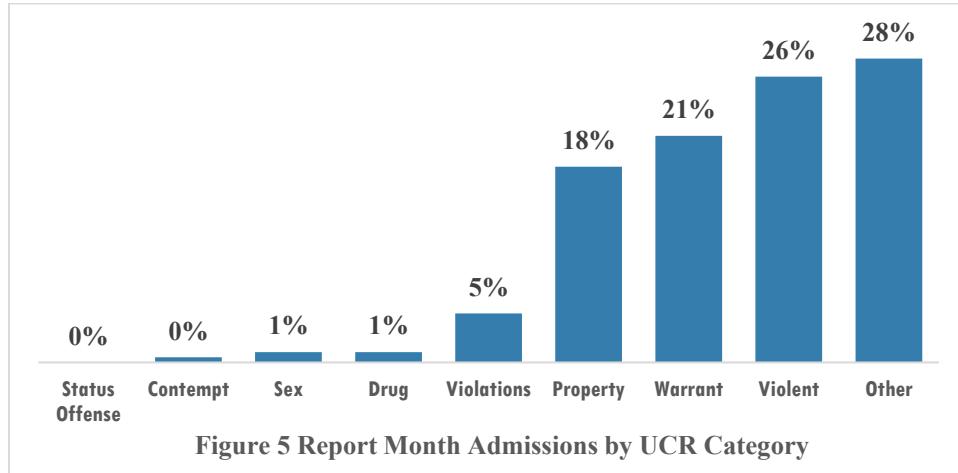
Presenting Offense Summary

Uniform Crime Reporting Categories

The following provides a summary of presenting offense by uniform crime reporting category.

Table 10
Report Month by Admissions by UCR Offense
Category

UCR Category	# Admissions	% Admissions
Status Offense	0	0%
Contempt	2	0%
Sex	4	1%
Drug	4	1%
Violations	19	5%
Property	76	18%
Warrant	88	21%
Violent	111	26%
Other	118	28%
Total	422	100%



Other Category

This sub-section provides a closer review of the UCR Category of Other. The following table provides a summary of Other Category Presenting Offenses with greater than five admissions.

Table 11
Report Month by Other Category Admissions >5

Presenting Offense	Admissions
Unlawful Use of a Weapon	67
Disorderly Conduct	21
All Other Criminal Offenses	7
Unlawful Use or Possession of a Weapon by a Felon	7

Violent Category

This sub-section provides a closer review of the UCR Category of Violent. The following table provides a summary of Violent Category Presenting Offenses with greater than four admissions.

Table 12
Report Month by Violent Category Admissions > 5

Presenting Offense	Admissions
Aggravated Battery	40
Domestic Battery	31
Armed Robbery	7
Battery	6

Presenting Offense

This summary provides a summary of the top ten presenting offenses.

Table 13
Report Month by Admissions by Top Ten Presenting Offenses

Presenting Offense	Admissions
Warrant -- Delinquent	85
Unlawful Use of a Weapon	67
Aggravated Battery	40
Domestic Battery	31
Disorderly Conduct	21
Probation Violation	19
Vehicular Hijacking	18
Motor Vehicle Theft	12
Residential Burglary -- Forcible Entry	10
Burglary	8

Presenting Offense by Authorizing County

This summary provides a review of Authorizing County by Presenting Offense.

Table 14
Report Month 2021 Admissions by Authorizing County by Presenting Offense

Authorizing County	Presenting Offense	
Adams County	Total	3
	Child Pornography	1
	Warrant -- Delinquent	1
	Residential Burglary -- Forcible Entry	1
Bond County	Total	1
	Warrant -- Delinquent	1
Boone County	Total	9
	Probation Violation	4
	Warrant -- Delinquent	2
	Unlawful Use of a Weapon	2
	Disorderly Conduct	1
Bureau County	Total	1
	Burglary from Motor Vehicle	1
Calhoun County	Total	1
	Criminal Sexual Assault	1
Carroll County	Total	1
	Residential Burglary -- Forcible Entry	1
Champaign County	Total	18

	Aggravated Battery	5
	Warrant -- Delinquent	4
	Motor Vehicle Theft	3
	Unlawful Possession of Firearms and Firearm Ammunition	2
	Armed Robbery	1
	Burglary from Motor Vehicle	1
	Residential Burglary -- Forcible Entry	1
	Retail Theft	1
Cook County	Total	117
	Unlawful Use of a Weapon	40
	Warrant -- Delinquent	22
	Vehicular Hijacking	17
	Aggravated Battery	6
	Battery	5
	Unlawful Use or Possession of a Weapon by a Felon	4
	Armed Robbery	3
	Aggravated Discharge of a Firearm	3
	Murder -- First Degree	2
	Stolen Property -- Receiving, Possession	2
	Domestic Battery	2
	Disorderly Conduct	2
	Criminal Trespass to Vehicle	2
	Aggravated Vehicular Hijacking	1
	Arson	1
	Armed Violence	1
	Possession of Controlled Substance	1
	Domestic Dispute	1
	Burglary	1
	Aggravated Assault	1
DeKalb County	Total	3
	Motor Vehicle Theft	1
	Warrant -- Delinquent	1
	Unlawful Use of a Weapon	1
DeWitt County	Total	2
	Probation Violation	1
	Criminal Sexual Assault	1
Douglas County	Total	1
	All Other Criminal Offenses	1
DuPage County	Total	16
	Domestic Battery	4
	Warrant -- Delinquent	4
	Disorderly Conduct	2
	All Other Criminal Offenses	1
	Aggravated Discharge of a Firearm	1
	Motor Vehicle Theft	1
	Aggravated Battery	1
	Burglary	1
	Criminal Damage to Government Supported Property	1
Edgar County	Total	1
	Aggravated Battery	1
Effingham County	Total	3
	Aggravated Battery	1
	Possession of Controlled Substance	1
	Armed Robbery	1
Franklin County	Total	1

	Aggravated Battery	1
Hancock County	Total	1
	Aggravated Battery	1
Henderson County	Total	2
	Warrant -- Delinquent	1
	Intimidation	1
Henry County	Total	1
	Unlawful Use of a Weapon	1
Iroquois County	Total	2
	Mob Action	1
	Aggravated Battery	1
Jackson County	Total	4
	Warrant -- Delinquent	1
	Robbery	1
	Aggravated Battery	1
	Aggravated Kidnapping	1
Jefferson County	Total	1
	Aggravated Battery	1
Jersey County	Total	1
	Probation Violation	1
Kane County	Total	22
	Aggravated Battery	8
	Warrant -- Delinquent	3
	Disorderly Conduct	3
	Domestic Battery	3
	Possession of Controlled Substance	1
	All Other Criminal Offenses	1
	Aggravated Domestic Battery	1
	Motor Vehicle Theft	1
	Possession of Burglary Tools	1
Kankakee County	Total	3
	Aggravated Assault	1
	Criminal Damage to Property	1
	Arson	1
Kendall County	Total	9
	Disorderly Conduct	3
	Unlawful Use of a Weapon	2
	Warrant -- Delinquent	2
	Domestic Battery	2
Knox County	Total	8
	Warrant -- Delinquent	2
	Aggravated Battery	2
	Assault	2
	Unlawful Use or Possession of a Weapon by a Felon	1
	Residential Burglary -- Forcible Entry	1
Lake County	Total	16
	Warrant -- Delinquent	5
	Unlawful Use of a Weapon	4
	Resist, Obstruct, or Disarm a Peace Officer	1
	Criminal Damage to Property	1
	Unlawful Possession of Firearms and Firearm Ammunition	1
	Burglary	1
	Battery	1
	Disorderly Conduct	1
	Domestic Battery	1

LaSalle County	Total	2
	Warrant -- Delinquent	2
Lee County	Total	1
	Burglary	1
Macon County	Total	3
	Armed Violence	1
	Unlawful Use of a Weapon	1
	Stolen Property -- Receiving, Possession	1
Madison County	Total	15
	Domestic Battery	5
	Warrant -- Delinquent	4
	Armed Robbery	2
	Assault	1
	Unlawful Use or Possession of a Weapon by a Felon	1
	Making a Terrorist Threat	1
	Aggravated Battery	1
Marion County	Total	3
	Aggravated Battery	1
	Making a Terrorist Threat	1
	Criminal Damage to Property	1
Mason County	Total	1
	Warrant -- Delinquent	1
McDonough County	Total	3
	Residential Burglary -- Forcible Entry	2
	Disorderly Conduct	1
McHenry County	Total	6
	Warrant -- Delinquent	3
	Domestic Battery	1
	Aggravated Battery	1
	Disorderly Conduct	1
McLean County	Total	4
	Warrant -- Delinquent	2
	Aggravated Battery	1
	Contempt of Court -- Del.	1
Morgan County	Total	1
	Aggravated Battery	1
Moultrie County	Total	3
	All Other Criminal Offenses	1
	Warrant -- Delinquent	1
	Burglary	1
	Out-of-State	3
	Probation Violation	2
	Arson	1
Peoria County	Total	42
	Probation Violation	6
	Motor Vehicle Theft	5
	Unlawful Use of a Weapon	5
	Warrant -- Delinquent	5
	Criminal Damage to Airport	4
	Domestic Battery	3
	Disorderly Conduct	3
	Theft of Labor, Services, Use of Property	1
	Criminal Trespass to Vehicle	1
	Vehicular Hijacking	1
	Aggravated Assault	1

	Theft from Motor Vehicle	1
	Aggravated Robbery	1
	Burglary	1
	Assault	1
	Aggravated Criminal Sexual Abuse	1
	Bomb Threat	1
	Residential Burglary -- Forcible Entry	1
Pulaski County	Total	1
	Unlawful Use of a Weapon	1
Richland County	Total	1
	Warrant -- Delinquent	1
Rock Island County	Total	14
	Warrant -- Delinquent	5
	Criminal Damage to Property	2
	Domestic Battery	2
	Unlawful Use or Possession of a Weapon by a Felon	1
	Residential Burglary -- Forcible Entry	1
	Probation Violation	1
	Aggravated Battery	1
	Possession of Controlled Substance	1
Saline County	Total	3
	Bomb Threat	2
	Warrant -- Delinquent	1
Sangamon County	Total	14
	All Other Criminal Offenses	3
	Warrant -- Delinquent	3
	Stolen Property -- Receiving, Possession	2
	Residential Burglary -- Forcible Entry	2
	Aggravated Battery	2
	Defacing Identification Mark of Firearm	1
	Murder -- First Degree	1
Scott County	Total	3
	\$300 and Under	1
	Involuntary Manslaughter -- Non-Vehicle	1
	Burglary	1
St. Clair County	Total	12
	Unlawful Use of a Weapon	6
	Probation Violation	2
	Domestic Battery	2
	Aggravated Assault	1
	Aggravated Battery	1
Stephenson County	Total	1
	Aggravated Domestic Battery	1
Tazewell County	Total	1
	Burglary	1
Vermilion County	Total	2
	Warrant -- Delinquent	1
	Unlawful Use of a Weapon	1
Warren County	Total	1
	Disorderly Conduct	1
Will County	Total	12
	Domestic Battery	4
	Warrant -- Other (Name It)	2
	Robbery	2
	Contempt of Court -- Other (Name It)	1

	Warrant -- Delinquent	1
	All Other Disorderly Conduct	1
	Unlawful Use of a Weapon	1
Williamson County	Total	1
	Resist, Obstruct, or Disarm a Peace Officer	1
Winnebago County	Total	18
	Warrant -- Delinquent	6
	Disorderly Conduct	3
	Probation Violation	2
	Unlawful Use of a Weapon	2
	Aggravated Battery	1
	Burglary from Motor Vehicle	1
	Murder -- First Degree	1
	Domestic Battery	1
	Motor Vehicle Theft	1
Woodford County	Total	3
	Aggravated Battery	1
	Violation of HDET	1
	Domestic Battery	1
	Grand Total	422